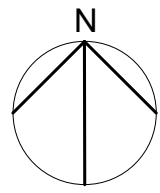
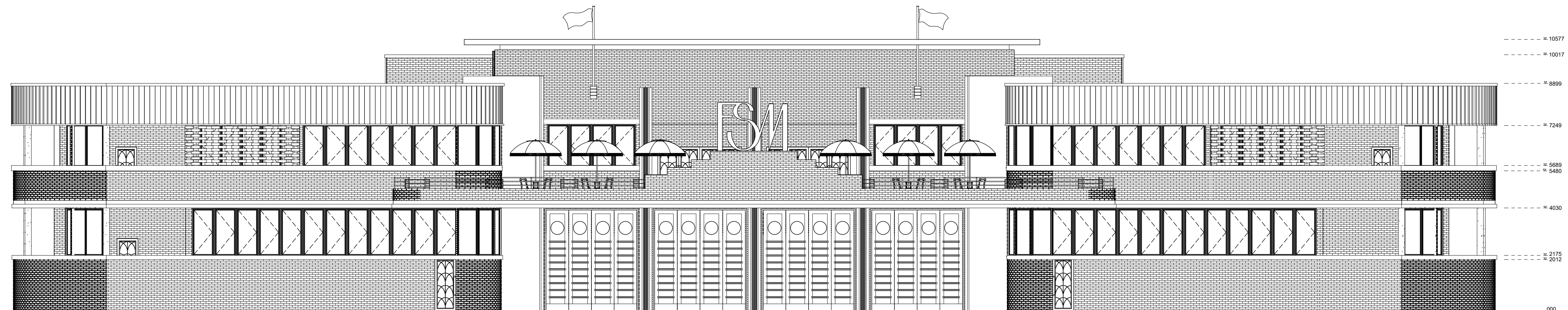


SITE PLAN
 ERF: Portion 12 of farm Geduld, Springs.
 SCALE 1:300



NISSAN CAR DEALERSHIP



FRONT ELEVATION
 SCALE 1:100

Notes:
GENERAL NOTES
 Original floor plans obtained from the Springs city council.
 This plan is the alterations plan done by the interior designer.
 Main access Demolished and moved as per plan.
 All new building work to comply with national building regulations stipulated in SANS 10400.
 All levels and dimensions to be checked before work on site commences.
 All glass to be laminated safety glass.
 All building work to comply with National building regulations and safety regulations.
 All levels and dimensions shown on drawings must be checked on site before work commences.
 No dimensions are to be scaled.
 The span of existing concrete slabs between the supporting walls may not exceed 6.0mm as per SANS10400.
 All mortar used for the construction of masonry walls must be class 2 as per SANS 10400
 All external walls of the building should be left untouched unless where indicated as per NHBC heritage building regulations.

Demolition work
 No owner of any site shall demolish or cause permit to be demolished any building without prior written consent of the Local Authority.

No person shall at any time during the course of/ or there after the demolition of the building leave it in a condition dangerous to the public or any adjoining property.
 Where a condition contemplated in sub regulation (3) arises the local authority may serve a notice on such person requiring them to make the site safe and if the person fails to do so, local authority may itself carry out the necessary work and recover the costs thereof from such person

Drainage
 In any installation any type of joint between pipes and fittings shall:
 1. Be appropriate to and compatible with materials of which such pipes and fittings are
 2. All internal pipes must be able to withstand a pressure of 50kPa

Fire Protection
 The functional regulation T1 contained in part T of the National building regulation be deemed satisfied where the fire protection in
 Partition walls must have a nominal fire resistance of not less than 30min
 One or more escape routes must be provided in every building where the travel distance measure to the nearest escape door is more than 45m

Revision table:

Student logo:

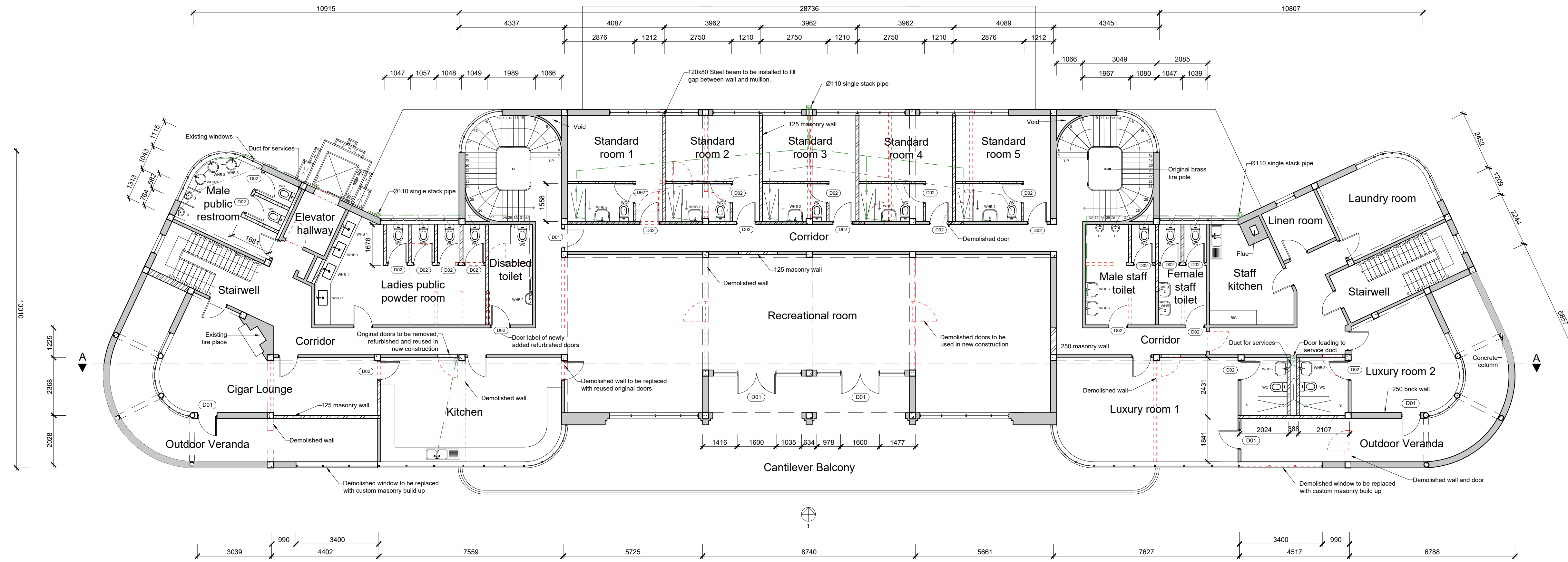
Student name: **TIAGO GONCALVES**
 Subject: **CONSTRUCTION AND DETAILING**
 Project title:

SPRINGS CENTRAL FIRE STATION

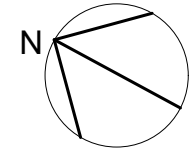
Drawing title: **SECTION + SITE PLAN**
 Date submitted: **23.10.2024** Page no: **1** Total Pages: **15**

Scale: **As seen on drawing** Drawing no: Revision:

Assessed by: Result:



FIRST FLOOR
SCALE 1:300



| WALL LEGEND | |
|-------------|------------------------------------|
| SYMBOL | DESCRIPTION |
| | 250 existing exterior masonry wall |
| | 125 existing interior masonry wall |
| | Existing concrete columns |
| | Demolished walls and doors |
| | 250 new masonry wall |
| | 125 new masonry wall |

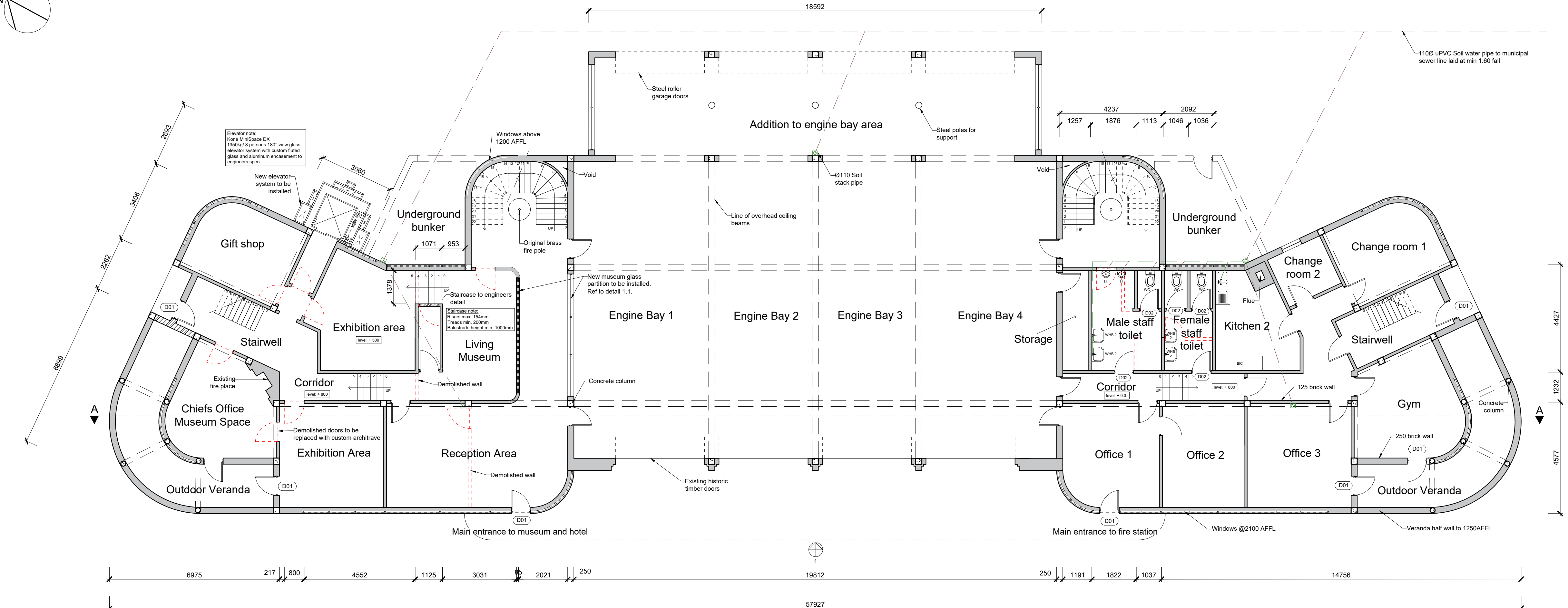
| SANITARY LEGEND | |
|-----------------|--|
| SYMBOL | DESCRIPTION |
| WHB 1 | Counter top basin @800AFFL 485x370x140 ceramic rectangular counter top basin, white gloss, Italtile. SKU BSBAAAM285 |
| WHB 2 | Free standing basin 630x525x780 ceramic and nickel free standing art deco basin, white, TheClassicHouse. SKU 6305CP |
| WHB 3 | Free standing basin with counter 400x concrete basin with custom cast built in vanity. All with polished maroon finish. Concrete Corporation. |
| WC | Close coupled toilet 782x386x680 ceramic close coupled toilet white gloss, Cobra. |
| S | Shower glazing 7x600 toughened fluted glass shower screen panefixed to steel bracket with silicone. Shower drain 800x42 stainless steel shower drain strip, powder coated nickel, Euro Trend. Shower head 250x250 stainless nero round shower head, powder coated nickel, Euro Trend. |
| U | Urinal 440x370x690 ceramic wall hung urinal. White. OldFashionedBathrooms. SKU: 4130. |

| DRAINAGE LEGEND | |
|-----------------|-----------------------------|
| SYMBOL | DESCRIPTION |
| | Ø110 single soil stack pipe |
| | Waste water drainage pipe |
| | Soil water drainage pipe |

| DOOR LEGEND | |
|-------------|---|
| SYMBOL | DESCRIPTION |
| | Custom door. Refer to drawing. |
| | Original timber doors which have been removed, refurbished and reused in new construction |

Notes:

GENERAL NOTES
Original floor plans obtained from the Springs city council.
This plan is the alterations plan done by the interior designer.
Main access Demolished and moved as per plan.
All new building work to comply with national building regulations stipulated in SANS 10400.
All levels and dimensions to be checked before work on site commences
All glass to be laminated safety glass.
All building work to comply with National building regulations and safety regulations.
All levels and dimensions shown on drawings must be checked on site before work commences.
No dimensions are to be scaled.
The span of existing concrete slabs between the supporting walls may not exceed 6.0mm as per SANS10400.
All mortar used for the construction of masonry walls must be class 2 as per SANS 10400
All external walls of the building should be left untouched unless where indicated as per NBC heritage building regulations.



GROUND FLOOR

Student logo:

Student name: **TIAGO GONCALVES**

Subject: **CONSTRUCTION AND DETAILING**

Project title: **SPRINGS CENTRAL FIRE STATION**

Drawing title: **ALTERATIONS PLANS**

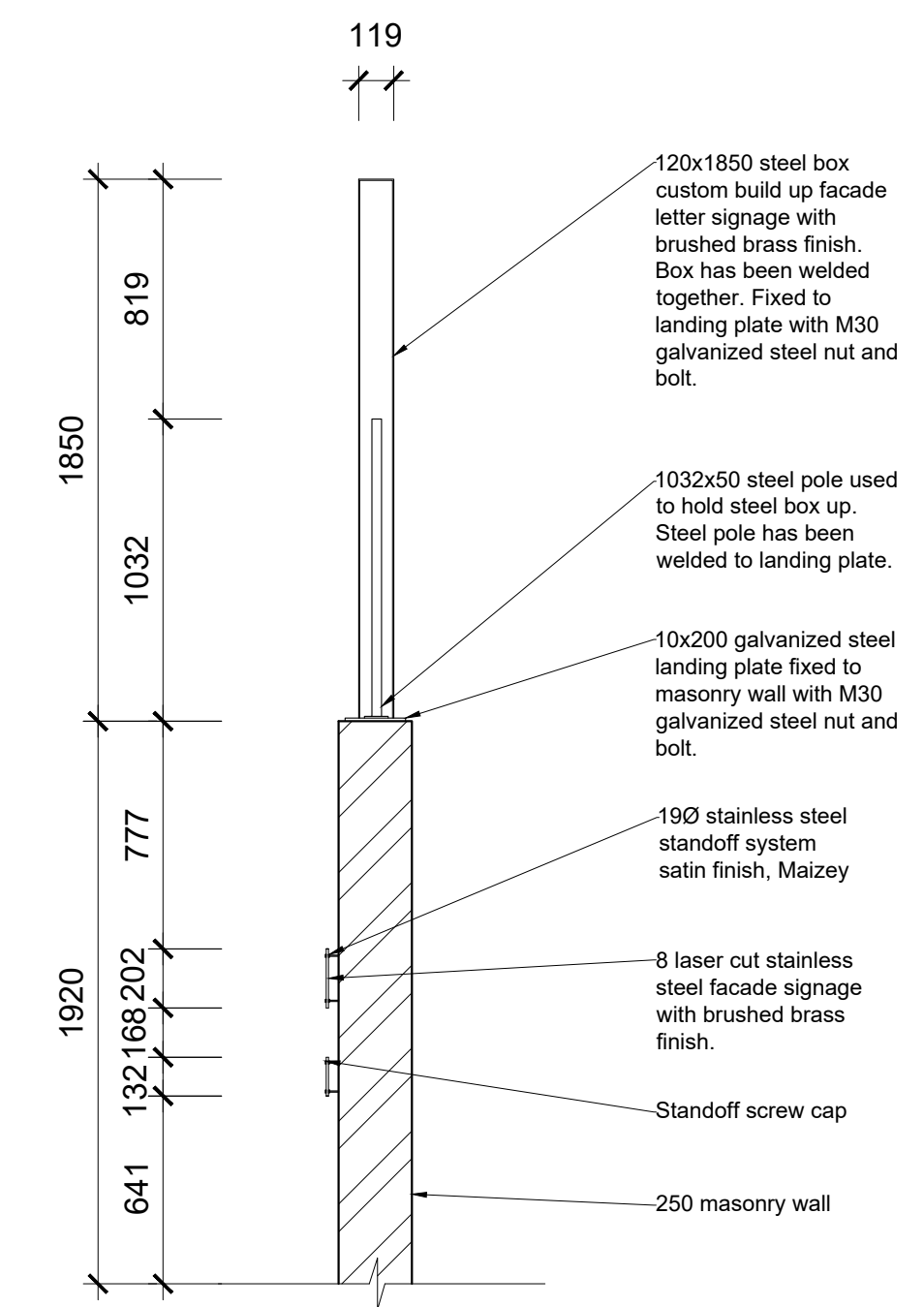

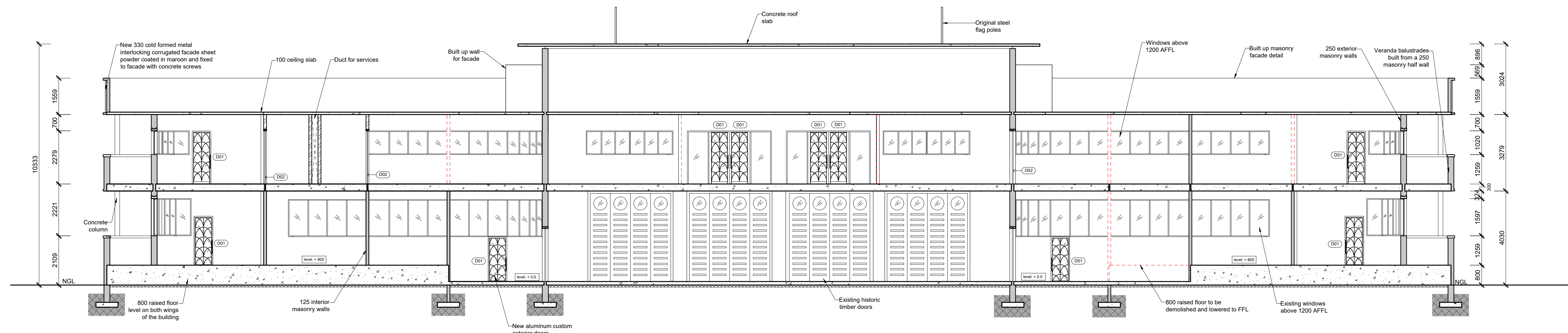
| | | |
|--------------------------------------|----------------------|---------------------------|
| Date submitted: 23.10.2024 | Page no: 2 | Total Pages: 15 |
| Scale: 1:100 | Drawing no: | Revision: |
| Assessed by: | Result: | |

| WALL LEGEND | |
|-------------|------------------------------------|
| SYMBOL | DESCRIPTION |
| | 250 existing exterior masonry wall |
| | 125 existing interior masonry wall |
| | Existing concrete columns |
| | Demolished walls and doors |
| | 250 new masonry wall |
| | 125 new masonry wall |

| DOOR LEGEND | |
|-------------|---|
| SYMBOL | DESCRIPTION |
| | Custom aluminum and brass door with glass panel. |
| | Original timber doors which have been removed, refurbished and reused in new construction |

Notes:

GENERAL NOTES
 Original floor plans obtained from the Springs city council.
 This plan is the alterations plan done by the interior designer.
 Main access Demolished and moved as per plan
 All new building work to comply with national building regulations stipulated in SANS 10400.
 All levels and dimensions to be checked before work on site commences.
 All glass to be laminated safety glass.
 All building work to comply with National building regulations and safety regulations.
 All levels and dimensions shown on drawings must be checked on site before work commences.
 No dimensions are to be scaled.
 The span of existing concrete slabs between the supporting walls may not exceed 6.0m as per SANS10400.
 All mortar used for the construction of masonry walls must be class 2 as per SANS 10400
 All external walls of the building should be left untouched unless where indicated as per NBC heritage building regulations.



FRONT ELEVATION FACADE SIGNAGE
 SCALE 1:50

SECTION B-B SIGNAGE DETAIL
 SCALE 1:25

Student logo:

Student name: **TIAGO GONCALVES**

Subject: **CONSTRUCTION AND DETAILING**

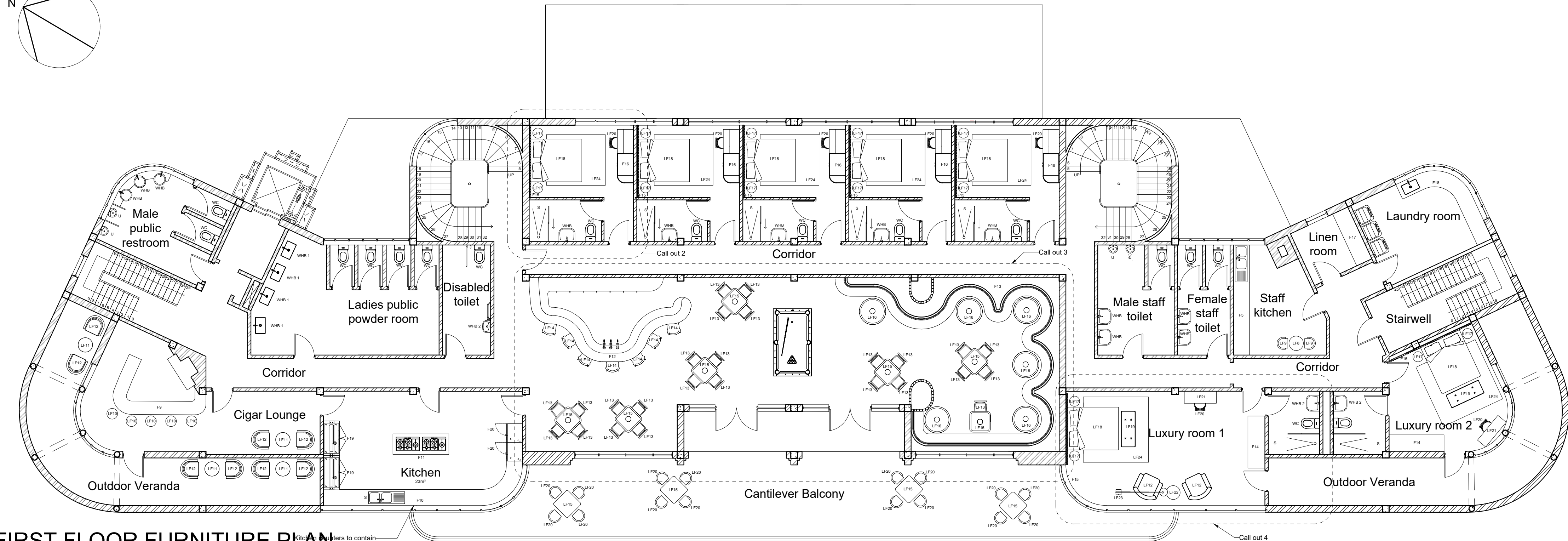
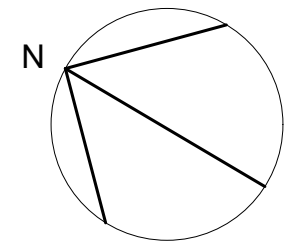
Project title: **SPRINGS CENTRAL FIRE STATION**

Drawing title: **ALTERATIONS SECTION, SIGNAGE**

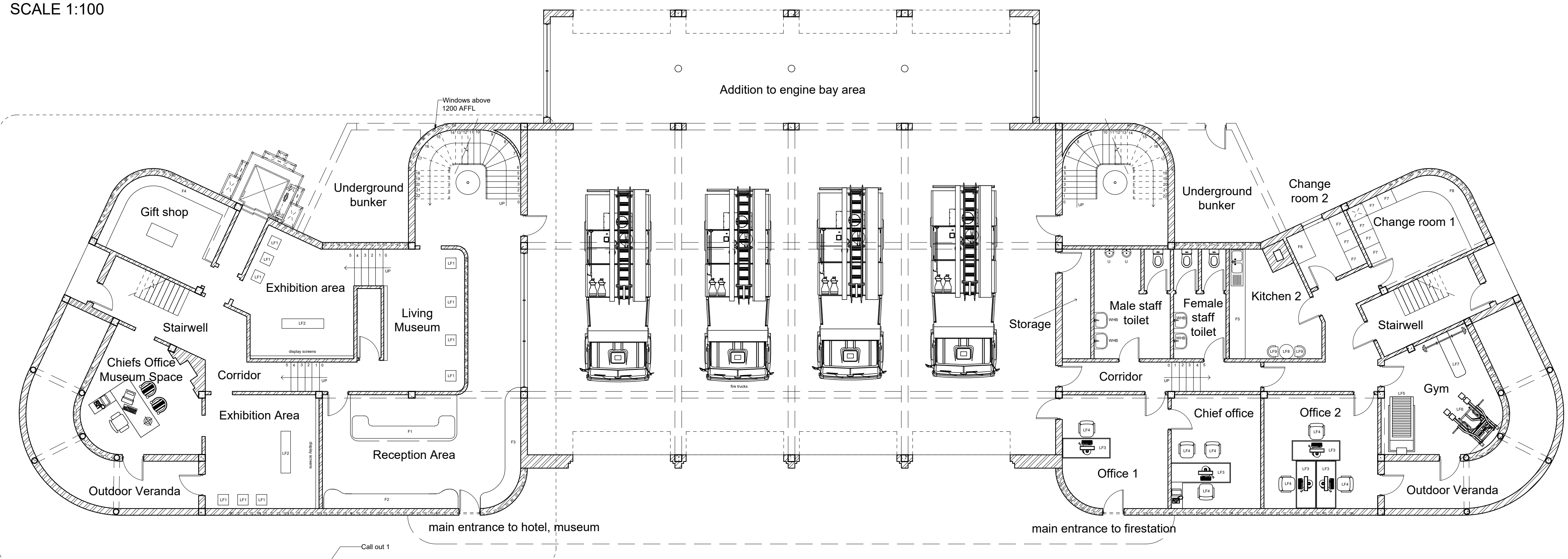
Date submitted: **23.10.2024** Page no: **3** Total Pages: **15**

Scale: **As seen on drawing** Drawing no: Revision:

Assessed by: Result:



FIRST FLOOR FURNITURE PLAN
SCALE 1:100



GROUND FURNITURE PLAN
SCALE 1:100

| SYMBOL | DESCRIPTION | QTY |
|--------|--|-----|
| LF1 | SIZE: 400(W) X 400(L) x 900(H) MATERIAL: Marble ITEM: Museum plinth FINISH: Rosso Levanto Marble SUPPLIER: Marble Classics | 10 |
| LF2 | SIZE: 370(W) X 1500(L) x 450(H) MATERIAL: Brass and Buffalo Leather ITEM: Museum bench FINISH: Brushed Brass, Grade 3 Brown Leather SUPPLIER: Saddle Creek | 2 |
| LF3 | SIZE: 750(W) X 1660(L) x 750(H) MATERIAL: Timber ITEM: Office Desk FINISH: Acacia Timber SUPPLIER: @Home | 5 |
| LF4 | SIZE: 550(W) X 550(L) x 890(H) MATERIAL: Steel and Faux Leather ITEM: Office chair FINISH: Brown Faux Leather and Polished steel SUPPLIER: Coricraft | 7 |

| | | |
|-----|---|---|
| LF5 | SIZE: 400(W) X 1770(L) x 880(H) MATERIAL: N/A ITEM: Treadmill FINISH: 100kg, Foldable frame SUPPLIER: MiFitness | 1 |
| LF6 | SIZE: 1000(W) X 1620(L) x 2100(H) MATERIAL: Cast Iron ITEM: Multi Fitness Machine FINISH: Rubber coated, black SUPPLIER: MiFitness | 1 |
| LF7 | SIZE: 1470(W) X 465(L) x 185(H) MATERIAL: Cast Iron ITEM: Gym Bench FINISH: Rubber coated, black SUPPLIER: Trojan | 1 |
| LF8 | SIZE: 20(W) X 900(L) x 750(H) MATERIAL: Steel and Timber ITEM: Kitchenette Cafe table FINISH: Powder coated and Varnished SUPPLIER: Iconomy | 2 |

| | | |
|------|---|---|
| LF9 | SIZE: 480(W) X 490(L) x 800(H) MATERIAL: Polypropylene and steel ITEM: Kitchenette chair FINISH: Powder coated and black SUPPLIER: Elevenpast | 4 |
| LF10 | SIZE: 460(W) X 460(L) x 680(H) MATERIAL: Suede and steel ITEM: Cigar Lounge Bar Stool FINISH: Brass plated steel and Camel Suede SUPPLIER: @Home | 5 |
| LF11 | SIZE: 770(W) X 770(L) x 450(H) MATERIAL: Timber, Ceramic Tile, Vinyl ITEM: Cigar lounge coffee table FINISH: Cherry oak, Sicilia Vinyl, Glossy White SUPPLIER: Ref to drawing | 4 |
| LF12 | SIZE: 750(W) X 800(L) x 750(H) MATERIAL: Upholstered Suede ITEM: Cigar Lounge Armchairs FINISH: Suede SUPPLIER: Westelm | 8 |

| | | |
|------|--|----|
| LF13 | SIZE: 530(W) X 490(L) x 770(H) MATERIAL: Walnut timber and Fabric ITEM: Restaurant Chair FINISH: Varnished and Maroon Suede SUPPLIER: Poetry | 24 |
| LF14 | SIZE: 500(W) X 480(L) x 1100(H) MATERIAL: Timber, Velvet and Brass ITEM: Restaurant Bar Stool FINISH: Brass plated steel, Maroon Suede SUPPLIER: CoreFurniture | 7 |
| LF15 | SIZE: 730(W) X 1400(L) x 630(H) MATERIAL: Timber, Brass, Ceramic tile, Marble ITEM: Restaurant square tables FINISH: Walnut, Gold, Polished Syrah, Rosso Levanto SUPPLIER: Wolkberg, Marble Classics | 10 |
| LF16 | SIZE: 20(W) X 9500(L) x 800(H) MATERIAL: Timber, Brass, Ceramic tile, Marble ITEM: Restaurant square tables FINISH: Walnut, Gold, Polished Syrah, Rosso Levanto SUPPLIER: Wolkberg, Marble Classics | 6 |

| | | |
|------|--|----|
| LF17 | SIZE: 4500(W) X 4500(L) x 550(H) MATERIAL: Walnut timber ITEM: Bedside Table FINISH: Varnished SUPPLIER: @home | 14 |
| LF18 | SIZE: Double MATERIAL: Timber bed base and mattress ITEM: Bed FINISH: N/A SUPPLIER: Lim | 7 |
| LF19 | SIZE: 730(W) X 1400(L) x 630(H) MATERIAL: Walnut, timber, Leather ITEM: Luxury room bench FINISH: Varnished and Grade 3 Buffalo leather SUPPLIER: Block and Chisel | 2 |
| LF20 | SIZE: 530(W) X 490(L) x 770(H) MATERIAL: Rattan ITEM: Cafe Chair FINISH: Vintage Rattan SUPPLIER: Carousell | 23 |

| | | |
|------|--|---|
| LF21 | SIZE: 720(W) X 1610(L) x 815(H) MATERIAL: Timber and Rattan ITEM: Luxury Room desk FINISH: Mindi Wood With Rattan Inlay SUPPLIER: Block and Chisel | 2 |
| LF22 | SIZE: 550(W) X 550(L) x 550(H) MATERIAL: Walnut timber ITEM: Bedside Table FINISH: Varnished SUPPLIER: @home | 1 |
| LF23 | SIZE: 206(W) X 252(L) x 1800(H) MATERIAL: Marble, Brass ITEM: Luxury room floor lamp FINISH: Gold plated brass and Rosso Levanto Marble SUPPLIER: ElevenPast | 1 |
| LF24 | SIZE: 1900(W) X 2200(L) x 5(H) MATERIAL: Fabric ITEM: Rug FINISH: Tufted Fabric SUPPLIER: Hertext | 7 |

| FIXED FURNITURE LEGEND | | |
|------------------------|---|-----|
| SYMBOL | DESCRIPTION | QTY |
| F1 | SIZE: 845(W) X 3845(L) x 1100(H) MATERIAL: Timber, Marble, Gold Brass ITEM: Reception desk FINISH: Walnut Timber, Rosso Levanto Marble SUPPLIER: By Designer | 1 |
| F2 | SIZE: 600(W) X 5100(L) x 750(H) MATERIAL: Timber, Marble, Brass, Buffalo Leather ITEM: Reception seating FINISH: Walnut Timber, Rosso Levanto Marble SUPPLIER: By Designer | 1 |
| F3 | SIZE: 600(W) X 4500(L) x 450(H) MATERIAL: Timber, Marble, Brass, Buffalo Leather ITEM: Reception seating FINISH: Walnut Timber, Rosso Levanto Marble SUPPLIER: By Designer | 1 |
| F4 | SIZE: 3300(W) X 4200(L) x 900(H) MATERIAL: Melamine faced chipboard, Marble ITEM: Gift shop cabinetry FINISH: Chobe, Rosso Levanto Marble SUPPLIER: PG Bison, Marble Classics | 1 |
| F5 | SIZE: 600(W) X 4100(L) x 900(H) MATERIAL: Melamine faced chipboard, Quartz ITEM: Kitchen cabinetry FINISH: Chobe, Glacier Black SUPPLIER: PG Bison, Pinnacle Stone | 2 |
| F6 | SIZE: 730(W) X 1100(L) x 450(H) MATERIAL: Aluminum ITEM: Change room 2 bench FINISH: Powder coated black SUPPLIER: ArchTonic | 1 |
| F7 | SIZE: 300(W) X 450(L) x 1800(H) MATERIAL: Steel ITEM: Changing room lockers FINISH: Powder coated black SUPPLIER: Cecil Nurse | 8 |
| F8 | SIZE: 600(W) X 2200(L) x 450(H) MATERIAL: Aluminum ITEM: Changing room 1 bench FINISH: Powder coated black SUPPLIER: ArchTonic | 1 |
| F9 | SIZE: Ref to drawing MATERIAL: Timber, Ceramic Tile, Vinyl ITEM: Cigar lounge bar FINISH: Ref to drawing SUPPLIER: Ref to drawing | 1 |
| F10 | SIZE: 600(W) X 720(L) x 900(H) MATERIAL: Stainless steel ITEM: Kitchen storage and counters FINISH: Brushed SUPPLIER: Boss Catering | 1 |
| F11 | SIZE: 780(W) X 2100(L) x 900(H) MATERIAL: Stainless steel ITEM: Industrial double stove FINISH: Brushed SUPPLIER: Lead Catering | 1 |
| F12 | SIZE: Custom MATERIAL: Timber, Brass, Ceramic tile, Marble ITEM: Recreational room bar FINISH: Ref to drawing SUPPLIER: Ref to drawing | 1 |
| F13 | SIZE: Custom MATERIAL: Timber, Brass, Buffalo Leather ITEM: Recreational room booth seating FINISH: Ref to drawing SUPPLIER: Ref to drawing | 1 |
| F14 | SIZE: 1950(W) X 650(L) x 2700(H) MATERIAL: Melamine Faced Chipboard ITEM: Luxury room Closet FINISH: Chobe SUPPLIER: PG Bison | 2 |
| F15 | SIZE: 100(W) X 2700(L) x 1100(H) MATERIAL: Timber and Fabric ITEM: Headboard FINISH: Chobe, Sugar rush upholstery SUPPLIER: PG Bison, Hertext | 7 |
| F16 | SIZE: 600(W) X 2000(L) x 2700(H) MATERIAL: Timber ITEM: Standard room closet and desk FINISH: Chobe SUPPLIER: PG Bison | 5 |
| F17 | SIZE: 600(W) X 2200(L) x 2700(H) MATERIAL: Aluminum ITEM: Industrial Shelving FINISH: Powder coated black SUPPLIER: Racking Africa | 1 |
| F18 | SIZE: 3300(W) X 2200(L) x 900(H) MATERIAL: Melamine faced chipboard, Quartz ITEM: Kitchen cabinetry FINISH: Chobe cabinetry, Glacier Black stone SUPPLIER: PG Bison, Pinnacle Stone | 1 |
| F19 | SIZE: 600(W) X 1200(L) x 1800(H) MATERIAL: Stainless steel ITEM: Industrial Refrigerator FINISH: Brushed SUPPLIER: Lead Catering | 2 |
| F20 | SIZE: 600(W) X 700(L) x 1800(H) MATERIAL: Stainless steel ITEM: Industrial Oven FINISH: Brushed SUPPLIER: Lead Catering | 2 |

GENERAL NOTES
Original floor plans obtained from the Springs city council.
This plan is the alterations plan done by the interior designer.
Main access Demolished and moved as per plan.
All new building work to comply with national building regulations stipulated in SANS 10400.
All levels and dimensions to be checked before work on site commences.
All glass to be laminated safety glass.
All building work to comply with National building regulations and safety regulations.
All levels and dimensions shown on drawings must be checked on site before work commences.
No dimensions are to be scaled.
The span of existing concrete slabs between the supporting walls may not exceed 6.0m as per SANS10400.
All mortar used for the construction of masonry walls must be class 2 as per SANS 10400
All external walls of the building should be left untouched unless where indicated as per NBC heritage building regulations.

Demolition work
No owner of any site shall demolish or cause permit to be demolished any building without prior written consent of the Local Authority.

No person shall at any time during the course of/ or there after the demolition of the building leave it in a condition dangerous to the public or any adjoining property.
Where a condition contemplated in sub regulation (3) arises the local authority may serve a notice on such person requiring them to make the site safe and if the person fails to do so, local authority may itself carry out the necessary work and recover the costs thereof from such person

Drainage
In any installation any type of joint between pipes and fittings shall:
1. Be appropriate to and compatible with materials of which such pipes and fittings are
2. All internal pipes must be able to withstand a pressure of 50kPa

Fire Protection
The functional regulation T1 contained in part T of the National building regulation be deemed satisfied where the fire protection is
Partition walls must have a nominal fire resistance of not less than 30min.
One or more escape routes must be provided in every building where the travel distance measure to the nearest escape door is more than 45m

Revision table:

Student logo:

Student name: **TIAGO GONCALVES**

Subject: **CONSTRUCTION AND DETAILING**

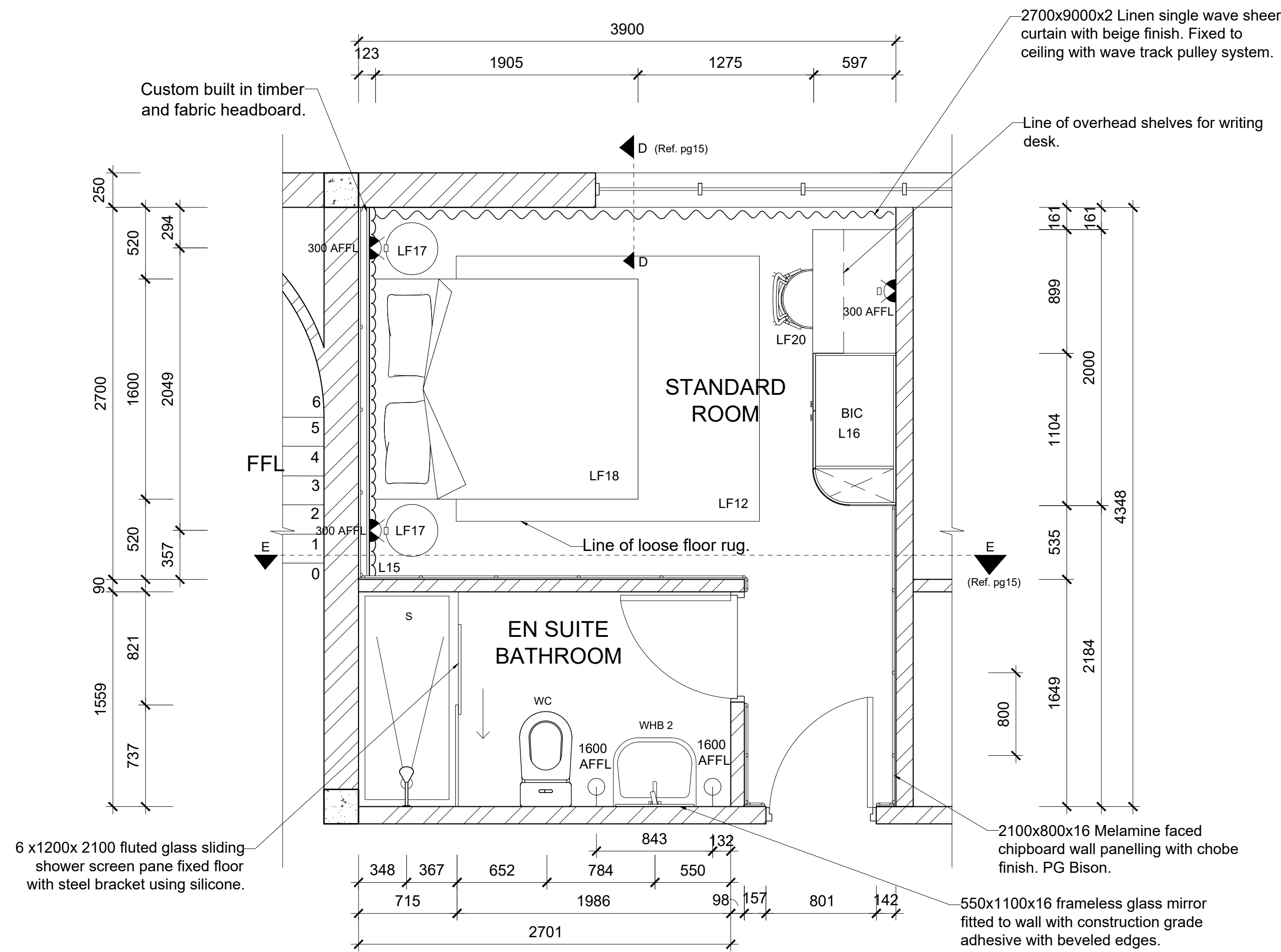
Project title: **SPRINGS CENTRAL FIRE STATION**

Drawing title: **FURNITURE PLAN**

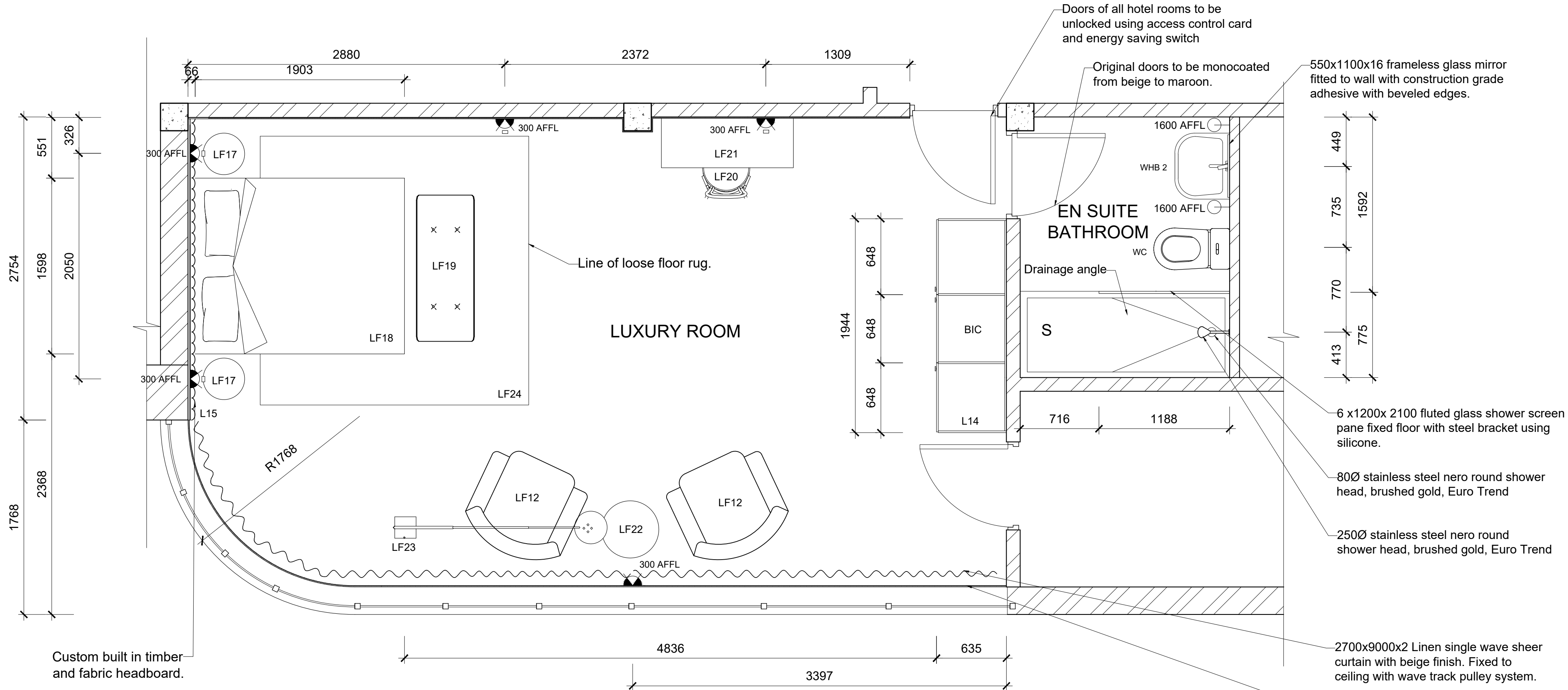
Date submitted: **23.10.2024** Page no: **4** Total Pages: **15**

Scale: **1:100** Drawing no: Revision:

Assessed by: Result:



CALL OUT 2_STANDARD ROOM
SCALE 1:25



CALL OUT 4_LUXURY ROOM
SCALE 1:25

| ELECTRICAL LEGEND | |
|-------------------|--|
| SYMBOL | DESCRIPTION |
| | Double socket outlet @ specified AFFL 100x100 plastic double wall socket white New Rsa 2x16A, Voltex, SKU PS675R-P |
| | Brushed brass wall light @ 1600 AFFL 360x250 metal LED 40 watt wall hung light with brushed brass finish, Lighting. |
| | Double socket outlet, with USB point @ 1300 AFFL 100x100 plastic wall socket white with New Rsa 2x16A USB ports, Voltex, SKU PS685USB-P |

| SANITARY LEGEND | |
|-----------------|---|
| SYMBOL | DESCRIPTION |
| WHB 2 | Free standing basin 630x525x780 ceramic and nickel free standing art deco basin, white, TheClassicHouse, SKU 6305CP |
| WC | Close coupled toilet 782x386x880 ceramic close coupled toilet white gloss, Cobra. |
| S | Shower glazing 7x600 toughened fluted glass shower screen panefixed to steel bracket with silicone. Shower drain 800x42 stainless steel shower drain strip, powder coated nickel, Euro Trend. Shower head 250x250 stainless nero round shower head, powder coated nickel, Euro Trend. Shower tray 1650x810x120 ceramic rectangular shower tray, white. Fixed to floor tiles with silicone. Roscco. |

| FIXED FURNITURE LEGEND | | |
|------------------------|--|-----|
| SYMBOL | DESCRIPTION | QTY |
| F15 | SIZE: Ref to drawing, pg 15 MATERIAL: Timber and Fabric ITEM: Headboard FINISH: Chobe, Sugar rush upholstery SUPPLIER: Ref to drawing, pg 15 | 7 |
| F16 | SIZE: 600(W)x 2000(L) x 2700(H) MATERIAL: Timber ITEM: Standard room closet and desk FINISH: Chobe SUPPLIER: Ref to drawing | 5 |

| LOOSE FURNITURE LEGEND | | |
|------------------------|--|-----|
| SYMBOL | DESCRIPTION | QTY |
| LF12 | SIZE: 750(W) X 800(L) x 750(H) MATERIAL: Upholstered Suede ITEM: Cigar Lounge Armchairs FINISH: Suede SUPPLIER: Westelm | 8 |
| LF17 | SIZE: 450(W) X 450(L) x 550(H) MATERIAL: Walnut timber ITEM: Bedside Table FINISH: Varnished SUPPLIER: @home | 14 |
| LF18 | SIZE: 1550(W) X 1900(L) x 650(H) MATERIAL: Timber bed base and mattress ITEM: Bed FINISH: Varnished SUPPLIER: Lim | 7 |
| LF19 | SIZE: 730(W) X 1400(L) x 630(H) MATERIAL: Walnut, timber, Leather ITEM: Luxury room bench FINISH: Varnished and Grade 3 Buffalo leather SUPPLIER: Block and Chisel | 2 |
| LF20 | SIZE: 530(W) X 490(L) x 770(H) MATERIAL: Rattan ITEM: Cafe Chair FINISH: Vintage Rattan SUPPLIER: Carousel | 23 |
| LF21 | SIZE: 720(W) X 1610(L) x 815(H) MATERIAL: Timber and Rattan ITEM: Luxury Room desk FINISH: Mindi Wood With Rattan Inlay SUPPLIER: Block and Chisel | 2 |
| LF22 | SIZE: 550(W) X 550(L) x 550(H) MATERIAL: Walnut timber ITEM: Bedside Table FINISH: Varnished SUPPLIER: @home | 1 |
| LF23 | SIZE: 206(W) X 252(L) x 1800(H) MATERIAL: Marble, Brass ITEM: Luxury room floor lamp FINISH: Gold plated brass and Rosso Levanto Marble SUPPLIER: ElevenPast | 1 |
| LF24 | SIZE: 1900(W) X 2200(L) x 5(H) MATERIAL: Fabric ITEM: Rug FINISH: Tufted Fabric SUPPLIER: Hertex | 7 |

GENERAL NOTES
Original floor plans obtained from the Springs city council.
This plan is the alterations plan done by the interior designer.
Main access Demolished and moved as per plan.
All new building work to comply with national building regulations stipulated in SANS 10400.
All levels and dimensions to be checked before work on site commences.
All glass to be laminated safety glass.
All building work to comply with National building regulations and safety regulations.
All levels and dimensions shown on drawings must be checked on site before work commences.
No dimensions are to be scaled.
The span of existing concrete slabs between the supporting walls may not exceed 6.0mm as per SANS10400.
All mortar used for the construction of masonry walls must be class 2 as per SANS 10400
All external walls of the building should be left untouched unless where indicated as per NBC heritage building regulations.

Demolition work
No owner of any site shall demolish or cause permit to be demolished any building without prior written consent of the Local Authority.

No person shall at any time during the course of/ or there after the demolition of the building leave it in a condition dangerous to the public or any adjoining property.
Where a condition contemplated in sub regulation (3) arises the local authority may serve a notice on such person requiring them to make the site safe and if the person fails to do so, local authority may itself carry out the necessary work and recover the costs thereof from such person

Drainage
In any installation any type of joint between pipes and fittings shall:
1. Be appropriate to and compatible with materials of which such pipes and fittings are
2. All internal pipes must be able to withstand a pressure of 50kPa

Fire Protection
The functional regulation T1 contained in part T of the National building regulation be deemed satisfied where the fire protection in Partition walls must have a nominal fire resistance of not less than 30min and be non
One or more escape routes must be provided in every building where the travel distance measure to the nearest escape door is more than 45m, no less than 2 escape routes shall

Revision table:

Student logo:



Student name: **TIAGO GONCALVES**

Subject: **CONSTRUCTION AND DETAILING**

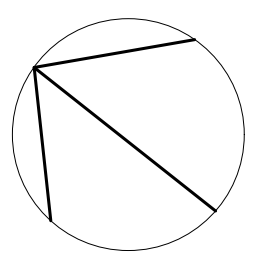
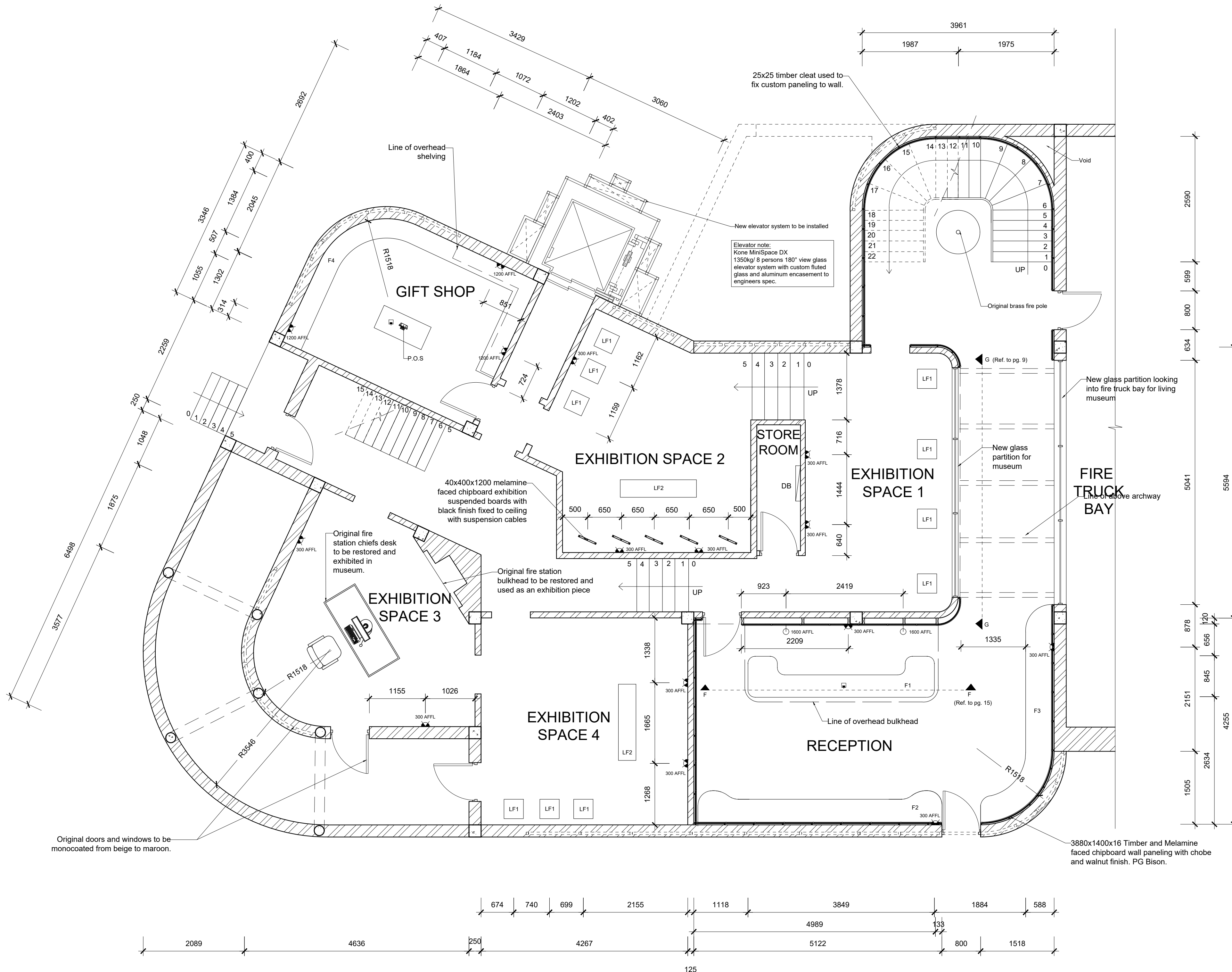
Project title: **SPRINGS CENTRAL FIRE STATION**

Drawing title: **ROOM CALLOUTS AND FF&E**

Date submitted: **23.10.2024** Page no: **5** Total Pages: **15**

Scale: **1:25** Drawing no: Revision:

Assessed by: Result:



CALL OUT 1_ EXHIBITION SPACE
SCALE 1:50

GENERAL NOTES
Original floor plans obtained from the Springs city council.
This plan is the alterations plan done by the interior designer.
Main access Demolished and moved as per plan.
All new building work to comply with national building regulations stipulated in SANS 10400.
All levels and dimensions to be checked before work on site commences
All glass to be laminated safety glass.
All building work to comply with National building regulations and safety regulations.
All levels and dimensions shown on drawings must be checked on site before work commences.
No dimensions are to be scaled.
The span of existing concrete slabs between the supporting walls may not exceed 6.0mm as per SANS10400.
All mortar used for the construction of masonry walls must be class 2 as per SANS 10400
All external walls of the building should be left untouched unless where indicated as per NBC heritage building regulations.

Demolition work
No owner of any site shall demolish or cause permit to be demolished any building without prior written consent of the Local Authority.

No person shall at any time during the course of/ or there after the demolition of the building leave it in a condition dangerous to the public or any adjoining property.
Where a condition contemplated in sub regulation (3) arises the local authority may serve a notice on such person requiring them to make the site safe and if the person fails to do so, local authority may itself carry out the necessary work and recover the costs thereof from such person

Drainage
In any installation any type of joint between pipes and fittings shall:
1. Be appropriate to and compatible with materials of which such pipes and fittings are
2. All internal pipes must be able to withstand a pressure of 50kPa


Fire Protection
The functional regulation T1 contained in part T of the National building regulation be deemed satisfied where the fire protection in Partition walls must have a nominal fire resistance of not less than 30min and be non
One or more escape routes must be provided in every building where the travel distance measure to the nearest escape door is more than 45m, no less than 2 escape routes shall

| ELECTRICAL LEGEND | |
|-------------------|--|
| SYMBOL | DESCRIPTION |
| | Double socket outlet @ specified AFFL 100x100 plastic double wall socket white New RSA 2x16A. Voltex, SKU PS675R-P |
| | Art deco inspired wall light @1600 AFFL 300Ø brass LED 45 watt wall hung light with brushed brass plate and frosted glass orb. Lumens Lighting. |
| | Distribution board @ 1300 AFFL |
| | Floor socket (surface mounted) 100x100 plastic floor socket black with 16A, 250VAC port. Schneider, ZZA_S2015FSWE |

| LOOSE FURNITURE LEGEND | | |
|------------------------|---|-----|
| SYMBOL | DESCRIPTION | QTY |
| LF1 | SIZE: 400(W) X 400(L) x 900(H) MATERIAL: Marble ITEM: Museum plinth FINISH: Rosso Levanto Marble SUPPLIER: Marble Classics | 10 |
| LF2 | SIZE: 370(W) X 1500(L) x 450(H) MATERIAL: Brass and Buffalo Leather ITEM: Museum bench FINISH: Brushed Brass, Grade 3 Brown Leather SUPPLIER: Saddle Creek | 2 |

| FIXED FURNITURE LEGEND | | |
|------------------------|---|-----|
| SYMBOL | DESCRIPTION | QTY |
| CF1 | SIZE: 845(W) X 3845(L) x 1100(H) MATERIAL: Timber, Marble, Gold Brass ITEM: Reception desk FINISH: Walnut Timber, Rosso Levanto Marble SUPPLIER: Custom made, ref. to drawing | 1 |
| CF2 | SIZE: 600(W) X 5100(L) x 750(H) MATERIAL: Timber, Marble, Brass, Buffalo Leather ITEM: Reception seating FINISH: Walnut Timber, Rosso Levanto Marble SUPPLIER: Custom made, ref. to drawing | 1 |
| CF3 | SIZE: 600(W) X 4500(L) x 450(H) MATERIAL: Timber, Marble, Brass, Buffalo Leather ITEM: Reception seating FINISH: Walnut Timber, Rosso Levanto Marble SUPPLIER: Custom made, ref. to drawing. | 1 |

Revision table:



Student name: **TIAGO GONCALVES**

Subject: **CONSTRUCTION AND DETAILING**

Project title: **SPRINGS CENTRAL FIRE STATION**

Drawing title: **MUSEUM CALLOUT FF&E**

Date submitted: **23.10.2024** Page no: **6** Total Pages: **15**

Scale: **1:50** Drawing no: Revision:

Assessed by: Result:

GENERAL NOTES
 Original floor plans obtained from the Springs city council.
 This plan is the alterations plan done by the interior designer.
 Main access Demolished and moved as per plan.
 All new building work to comply with national building regulations stipulated in SANS 10400.
 All levels and dimensions to be checked before work on site commences.
 All glass to be laminated safety glass.
 All building work to comply with National building regulations and safety regulations.
 All levels and dimensions shown on drawings must be checked on site before work commences.
 No dimensions are to be scaled.
 The span of existing concrete slabs between the supporting walls may not exceed 6.0mm as per SANS10400.
 All mortar used for the construction of masonry walls must be class 2 as per SANS 10400
 All external walls of the building should be left untouched unless where indicated as per NBC heritage building regulations.

Demolition work
 No owner of any site shall demolish or cause permit to be demolished any building without prior written consent of the Local Authority.

No person shall at any time during the course of/ or there after the demolition of the building leave it in a condition dangerous to the public or any adjoining property.
 Where a condition contemplated in sub regulation (3) arises the local authority may serve a notice on such person requiring them to make the site safe and if the person fails to do so, local authority may itself carry out the necessary work and recover the costs thereof from such person

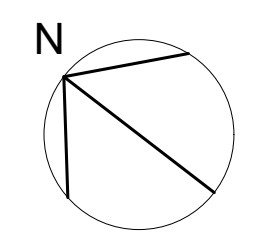
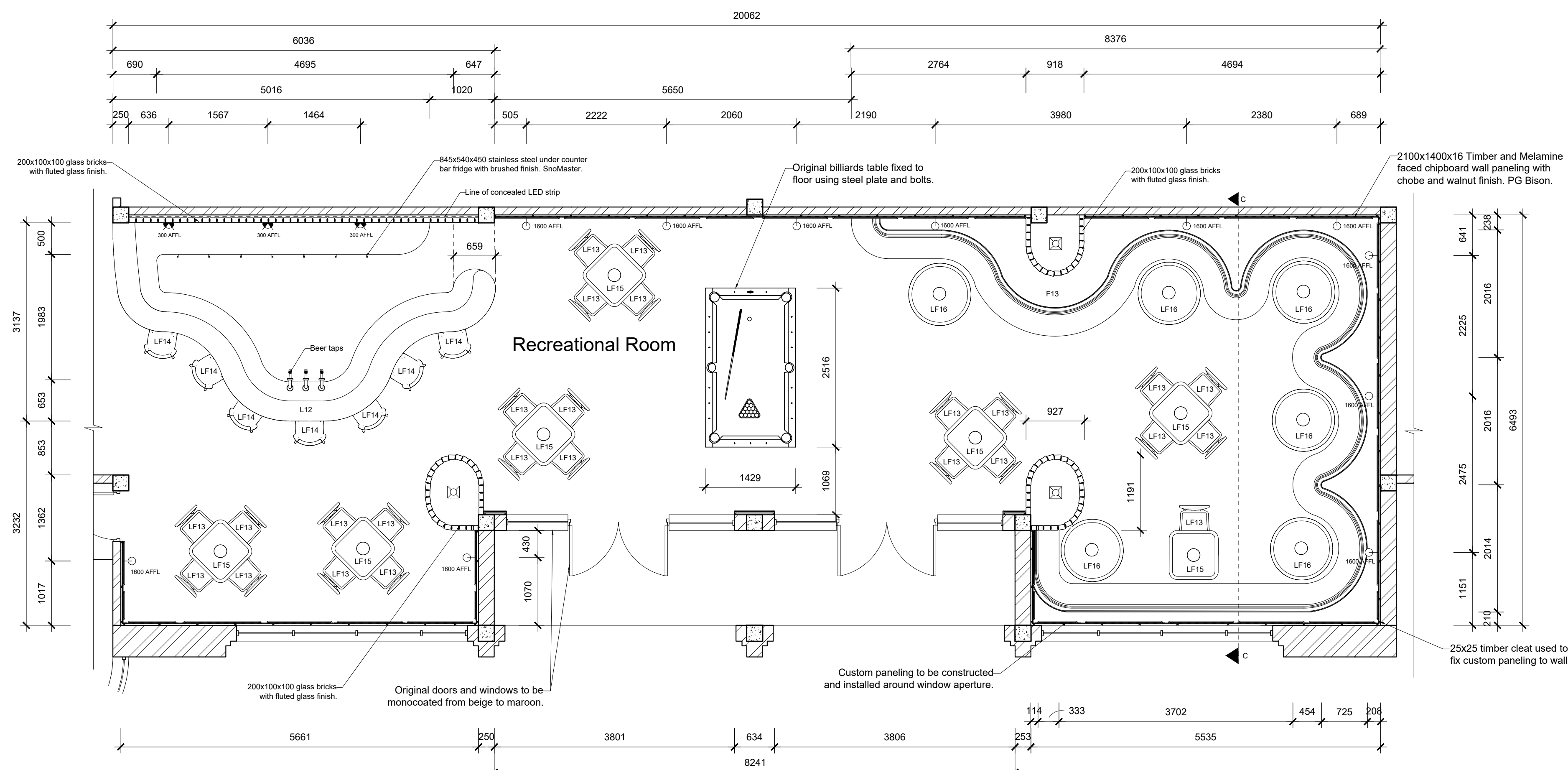
Drainage
 In any installation any type of joint between pipes and fittings shall:
 1. Be appropriate to and compatible with materials of which such pipes and fittings are
 2. All internal pipes must be able to withstand a pressure of 50kPa

Fire Protection
 The functional regulation T1 contained in part T of the National building regulation be deemed satisfied where the fire protection in Partition walls must have a nominal fire resistance of not less than 30min
 One or more escape routes must be provided in every building where the travel distance measure to the nearest escape door is more than 45m

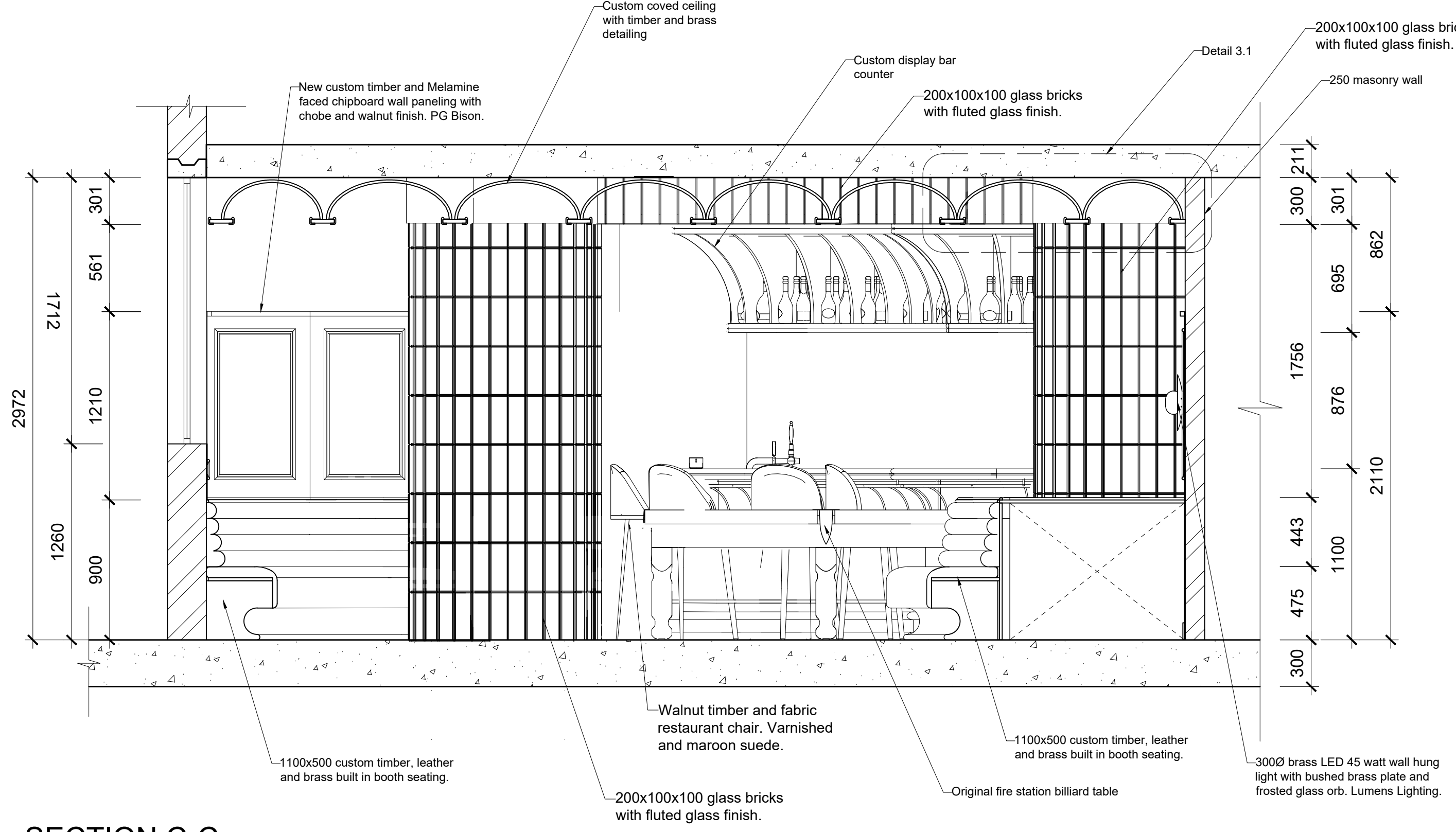
| ELECTRICAL LEGEND | |
|-------------------|--|
| SYMBOL | DESCRIPTION |
| | Double socket outlet @ specified AFFL 100x100 plastic double wall socket white New RSA 2x16A. Voltex, SKU P5675R-P |
| | Art deco inspired wall light @1600 AFFL 300Ø brass LED 45 watt wall hung light with brushed brass plate and frosted glass orb. Lumens Lighting. |
| | Recessed floor light fitting 120Ø stainless steel 50 watt recessed floor light with silver pvc lighting cover. |

| FIXED FURNITURE LEGEND | | |
|------------------------|---|-----|
| SYMBOL | DESCRIPTION | QTY |
| CF13 | SIZE: Custom MATERIAL: Timber, Brass, Buffalo Leather ITEM: Recreational room booth seating FINISH: Walnut Timber, Brushed Brass, Grade 3 Brown Leather SUPPLIER: Ref to drawing | 1 |
| CF12 | SIZE: Custom MATERIAL: Timber, Brass, Ceramic tile, Marble ITEM: Recreational room bar FINISH: Walnut, Gold, Polished Syrah, Rosso Levanto SUPPLIER: Refer to drawing | 1 |

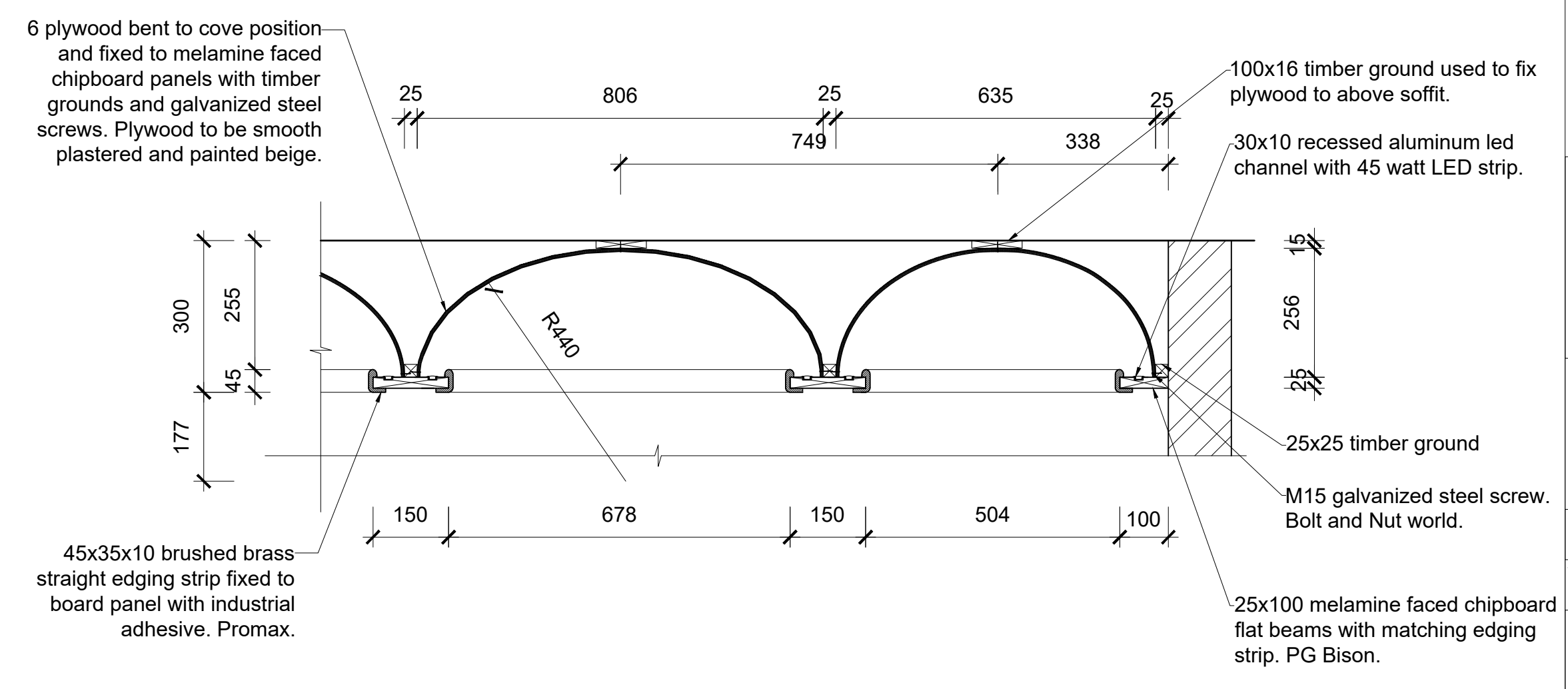
| LOOSE FURNITURE LEGEND | | |
|------------------------|--|-----|
| SYMBOL | DESCRIPTION | QTY |
| LF13 | SIZE: 530(W) X 490(L) x 770(H) MATERIAL: Walnut timber and Fabric ITEM: Restaurant Chair FINISH: Varnished and Maroon Suede SUPPLIER: Poetry | 24 |
| LF14 | SIZE: 600(W) X 480(L) x 1100(H) MATERIAL: Timber, Velvet and Brass ITEM: Restaurant Bar Stool FINISH: Brass plated steel, Walnut, Maroon Suede SUPPLIER: CoreFurniture | 7 |
| LF15 | SIZE: 770(W) X 770(L) x 800(H) MATERIAL: Timber, Brass, Ceramic tile, Marble ITEM: Restaurant square tables FINISH: Walnut, Gold, Polished Syrah, Rosso Levanto SUPPLIER: Wolkberg, Marble Classics | 10 |
| LF16 | SIZE: 20(W) X 950(L) x 800(H) MATERIAL: Timber, Brass, Ceramic tile, Marble ITEM: Restaurant square tables FINISH: Walnut, Gold, Polished Syrah, Rosso Levanto SUPPLIER: Wolkberg, Marble Classics | 6 |



CALLOUT 3_RECREATIONAL ROOM
 SCALE 1:50

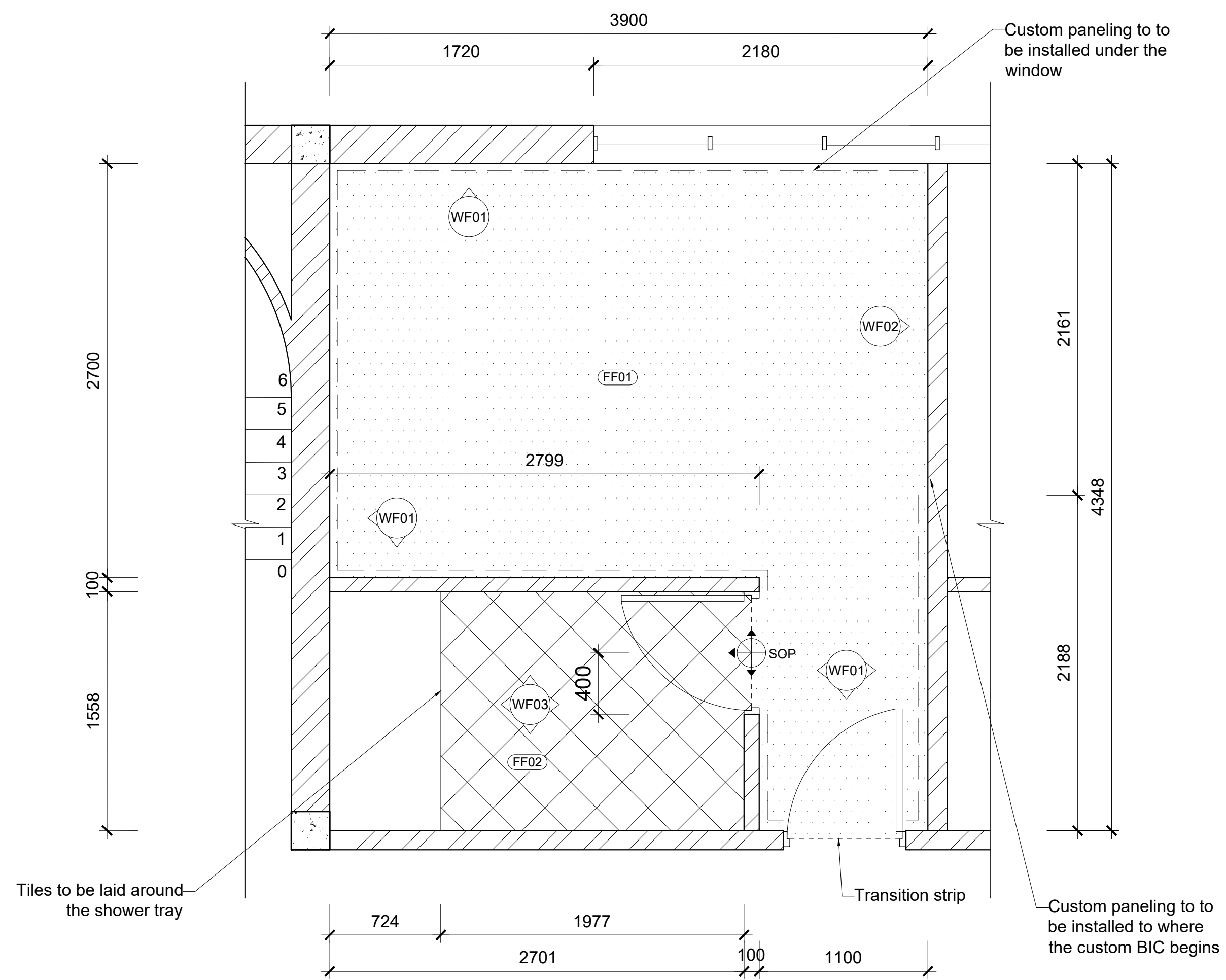


SECTION C-C
 SCALE 1:25

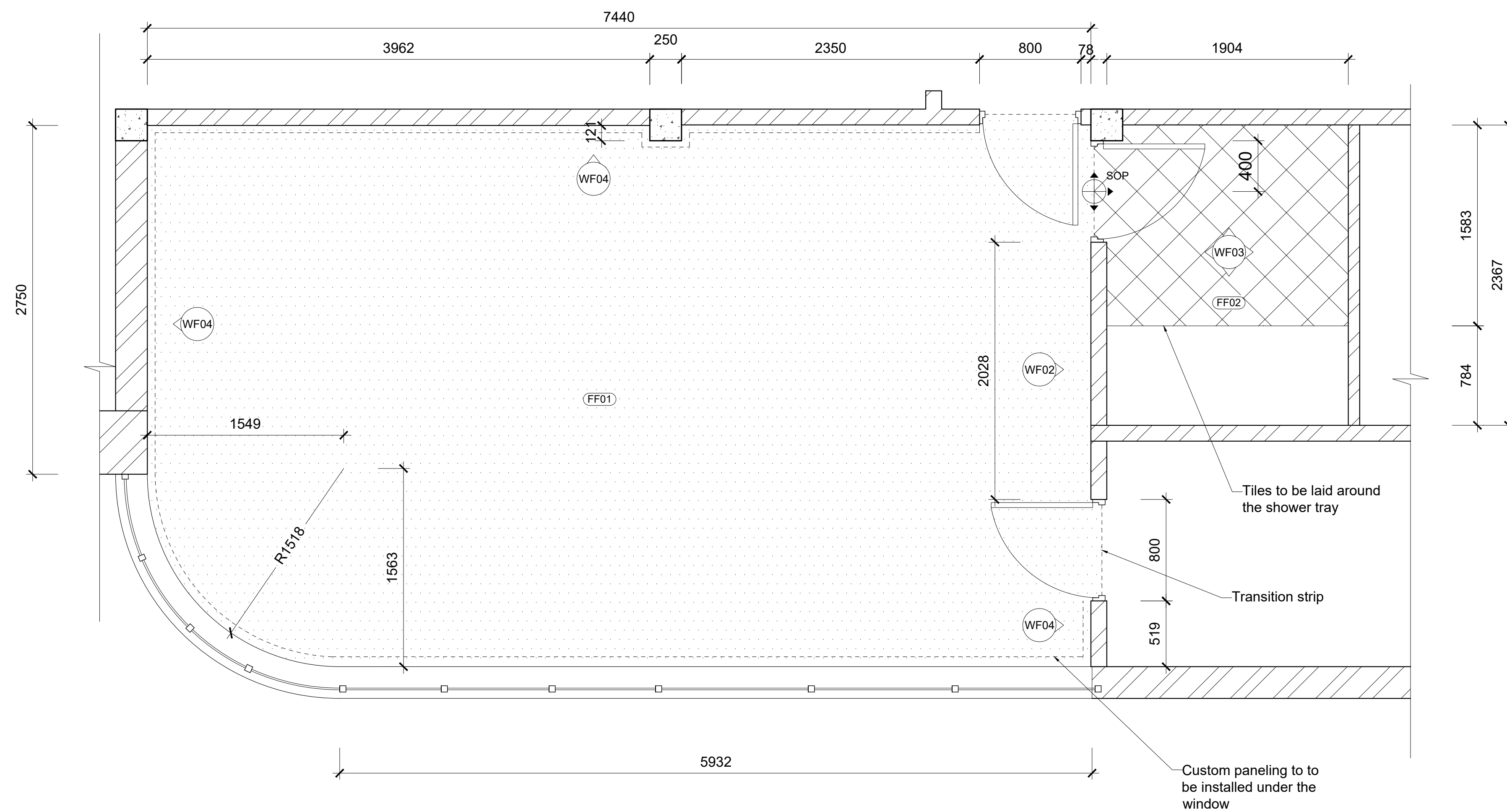


DETAIL 3.1_RESTAURANT COVED CEILING
 SCALE 1:10

| | |
|-----------------|------------------------------|
| Revision table: | |
| Student logo: | |
| Student name: | TIAGO GONCALVES |
| Subject: | CONSTRUCTION AND DETAILING |
| Project title: | SPRINGS CENTRAL FIRE STATION |
| Drawing title: | RECREATIONAL ROOM CALLOUT |
| Date submitted: | 23.10.2024 |
| Page no: | 7 |
| Total Pages: | 15 |
| Scale: | |
| Drawing no: | |
| Revision: | |
| Assessed by: | As seen on drawing |
| Result: | |



STANDARD ROOM WALL AND FLOOR FINISHES PLAN
SCALE 1:25



LUXURY ROOM WALL AND FLOOR FINISHES PLAN
SCALE 1:25

| FLOOR FINISH LEGEND | |
|---------------------|---|
| SYMBOL | DESCRIPTION |
| (FF01) | Marmoleum flooring 2.5x2400x1200 marmoleum terra flooring with top shield surface treatment in a weathered sand 5803 finish. Fixed to screed with acrylic adhesive. Floorworx. |
| (FF02) | Red and white checkered tile 300x300 high performance limesite tile with polished finish. White and Syrah colours with checkered tiling pattern. Wolkberg. |
| - - - - - | Transition strip 5x33, Aluminum height adjustable t-piece transition strip with brass finish. Promax. Integral space maker for all floor types. |
| ┌ | Bumper strip 1000x15x15 aluminum corner brass bumper strips fixed to all wall edges with silicon. CTM. |

| WALL FINISH LEGEND | |
|--------------------|--|
| SYMBOL | DESCRIPTION |
| ◊(WF01) | Wallpaper with custom paneling below 0.5 emerald textured Wallpaper @2100AFFL to ceiling fixed to wall with heavy weight premix paste adhesive. 33460 terracotta. DreamWeaver Studios. |
| ◊(WF02) | White painted smooth plaster finish Plascon, Cashmere, White, 20L bucket. Plush matt finish. SKU PN21 |
| ◊(WF03) | Half tiled bathroom wall with paint above 300x300 ceramic polished wall tile to 1200AFFL with white grout, Italtile, SKU SU1308. Plascon, moisture resistant Velvagro, Maroon, 20L bucket. @ 1200AFFL to ceiling. Plush sheen finish. SKU PN21 |
| ◊(WF04) | Wallpaper with custom paneling below 0.5 Straw Faux-Grasscloth Wallpaper @1200AFFL to ceiling fixed to wall with heavy weight premix paste adhesive. 50159 Wine. DreamWeaver Studios. |
| - - - - - | Custom Wall paneling with wallpaper above Custom 2100x800x16 Melamine faced chipboard wall paneling with chobe finish. PG Bison. Ref. pg. 15 |
| - - - - - | Custom Wall paneling with wallpaper above Custom 1200x800x12 Melamine faced chipboard wall panel with chobe finish. PG Bison. Ref. pg. 15 |

Notes:

GENERAL NOTES
Original floor plans obtained from the Springs city council.
This plan is the alterations plan done by the interior designer.
Main access Demolished and moved as per plan.
All new building work to comply with national building regulations stipulated in SANS 10400.
All levels and dimensions to be checked before work on site commences.
All glass to be laminated safety glass.
All building work to comply with National building regulations and safety regulations.
All levels and dimensions shown on drawings must be checked on site before work commences.
No dimensions are to be scaled.
The span of existing concrete slabs between the supporting walls may not exceed 6.0mm as per SANS10400.
All mortar used for the construction of masonry walls must be class 2 as per SANS 10400
All external walls of the building should be left untouched unless where indicated as per NBC heritage building regulations.

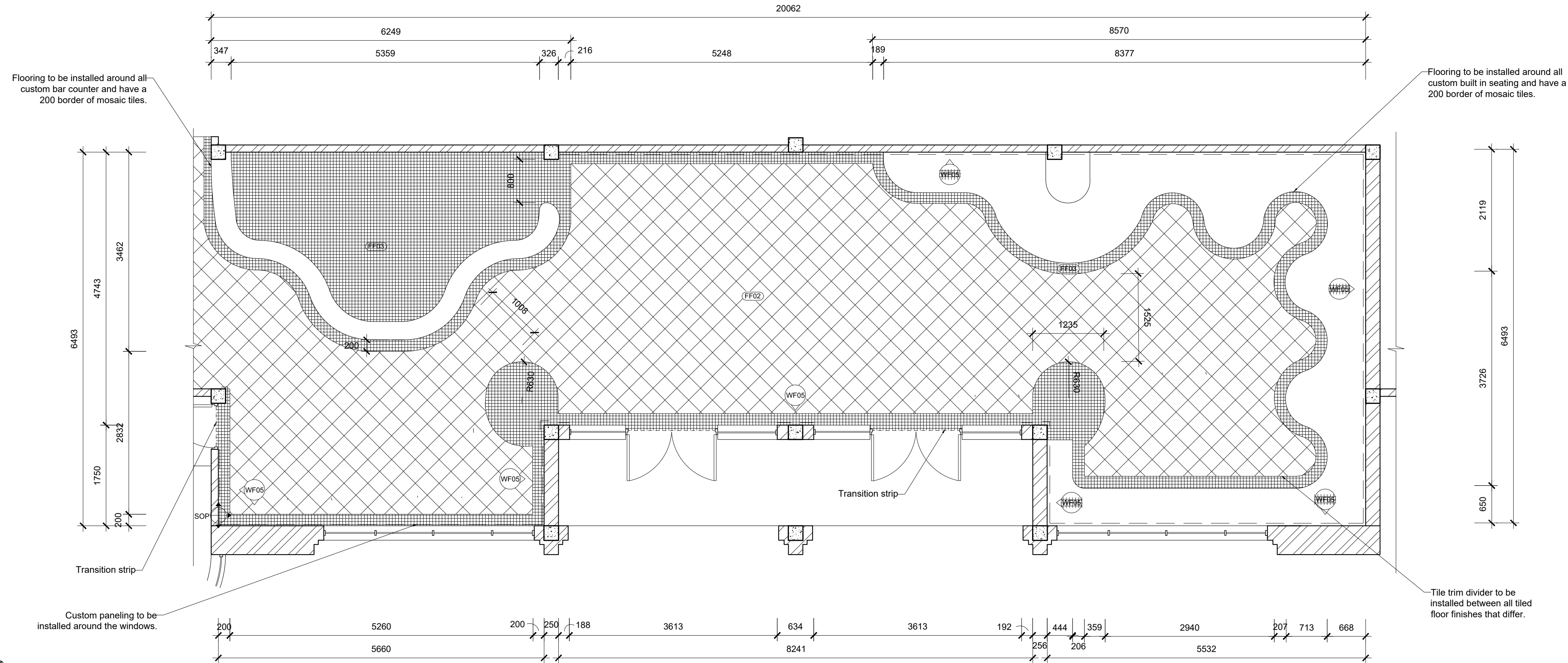
Demolition work
No owner of any site shall demolish or cause permit to be demolished any building without prior written consent of the Local Authority.

No person shall at any time during the course of/ or there after the demolition of the building leave it in a condition dangerous to the public or any adjoining property.
Where a condition contemplated in sub regulation (3) arises the local authority may serve a notice on such person requiring them to make the site safe and if the person fails to do so, local authority may itself carry out the necessary work and recover the costs thereof from such person

Drainage
In any installation any type of joint between pipes and fittings shall:
1. Be appropriate to and compatible with materials of which such pipes and fittings are
2. All internal pipes must be able to withstand a pressure of 50kPa

Fire Protection
The functional regulation T1 contained in part T of the National building regulation be deemed satisfied where the fire protection in Partition walls must have a nominal fire resistance of not less than 30min and be non
One or more escape routes must be provided in every building where the travel distance measure to the nearest escape door is more than 45m, no less than 2 escape routes shall

| | | |
|---|-------------|-----------------|
| Revision table: | | |
| Student logo: | | |
|  | | |
| Student name: TIAGO GONCALVES | | |
| Subject: CONSTRUCTION AND DETAILING | | |
| Project title: SPRINGS CENTRAL FIRE STATION | | |
| Drawing title: WALL AND FLOOR FINISHES 1 | | |
| Date submitted: 23.10.2024 | Page no: 8 | Total Pages: 15 |
| Scale: As seen on drawing | Drawing no: | Revision: |
| Assessed by: | Result: | |



| FLOOR FINISH LEGEND | |
|---------------------|--|
| SYMBOL | DESCRIPTION |
| | Mosaic flooring 50x50 high performance limestone tile with polished finish. Syrah pixel. Wolkberg. |
| | Red and white checkered tile 300x300 high performance limestone tile with polished finish. White and Syrah colours with checkered tiling pattern. Wolkberg. |
| | Transition strip 5x33, Aluminum height adjustable t-piece transition strip with brass finish. Promax. Integral space maker for all floor types. |
| | Tile trim divider 10 Aluminum tile trim divider strip with brass finish. Listello. SKU 81481299 |

| WALL TREATMENT LEGEND | |
|-----------------------|---|
| SYMBOL | DESCRIPTION |
| | Smooth plastered and painted wall with custom paneling below Plascon, Cashmere, Beige from 2100AFFL. Plush matt finish. SKU PN21 |
| | Custom Wall paneling with wallpaper above 2100x1400x16 Timber and Melamine faced chipboard wall paneling with chobe and walnut finish. PG Bison. |
| | Bumper strip 1000x15x15 aluminum corner brass bumper strips fixed to all wall edges with silicon. CTM. |

GENERAL NOTES
Original floor plans obtained from the Springs city council.
This plan is the alterations plan done by the interior designer.
Main access Demolished and moved as per plan.
All new building work to comply with national building regulations stipulated in SANS 10400.
All levels and dimensions to be checked before work on site commences.
All glass to be laminated safety glass.
All building work to comply with National building regulations and safety regulations.
All levels and dimensions shown on drawings must be checked on site before work commences.
No dimensions are to be scaled.
The span of existing concrete slabs between the supporting walls may not exceed 6.0mm as per SANS10400.
All mortar used for the construction of masonry walls must be class 2 as per SANS 10400
All external walls of the building should be left untouched unless where indicated as per NBC heritage building regulations.

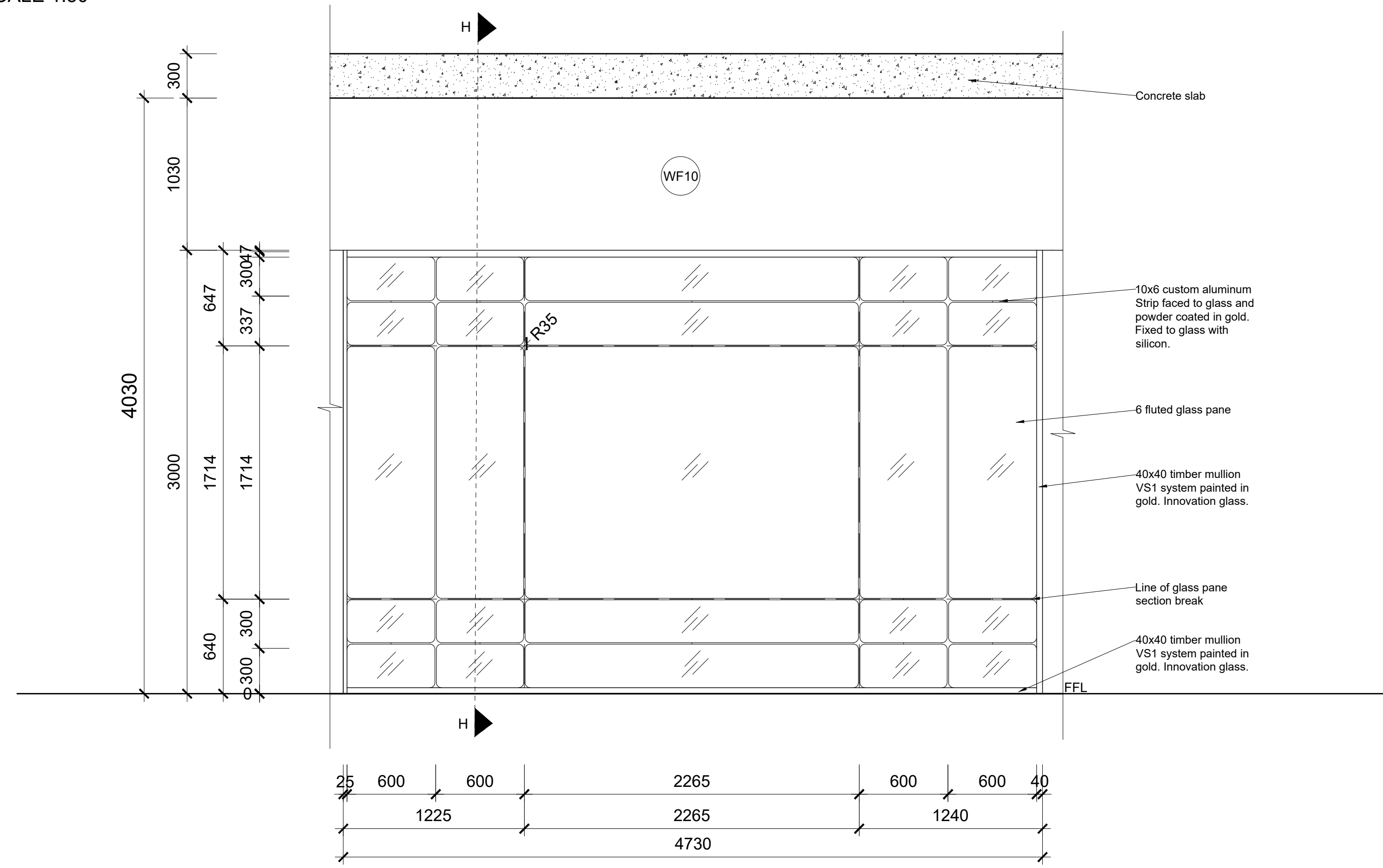
Demolition work
No owner of any site shall demolish or cause permit to be demolished any building without prior written consent of the Local Authority.

No person shall at any time during the course of or there after the demolition of the building leave it in a condition dangerous to the public or any adjoining property.
Where a condition contemplated in sub regulation (3) arises the local authority may serve a notice on such person requiring them to make the site safe and if the person fails to do so, local authority may itself carry out the necessary work and recover the costs thereof from such person

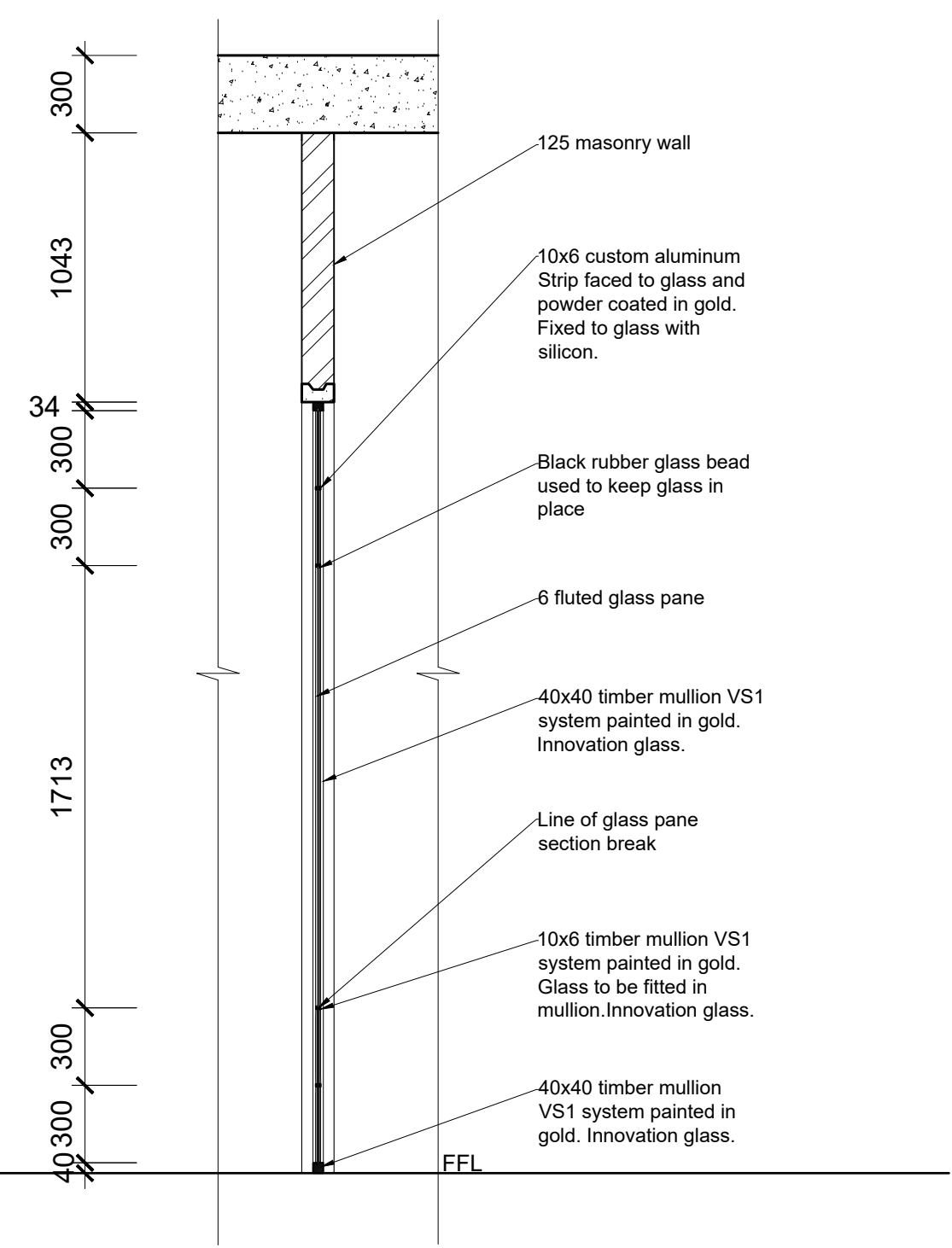
Drainage
In any installation any type of joint between pipes and fittings shall:
1. Be appropriate to and compatible with materials of which such pipes and fittings are
2. All internal pipes must be able to withstand a pressure of 50kPa

Fire Protection
The functional regulation T1 contained in part T of the National building regulation be deemed satisfied where the fire protection in Partition walls must have a nominal fire resistance of not less than 30min and be non
One or more escape routes must be provided in every building where the travel distance measure to the nearest escape door is more than 45m, no less than 2 escape routes shall

RECREATIONAL ROOM WALL AND FLOOR FINISHES PLAN
SCALE 1:50

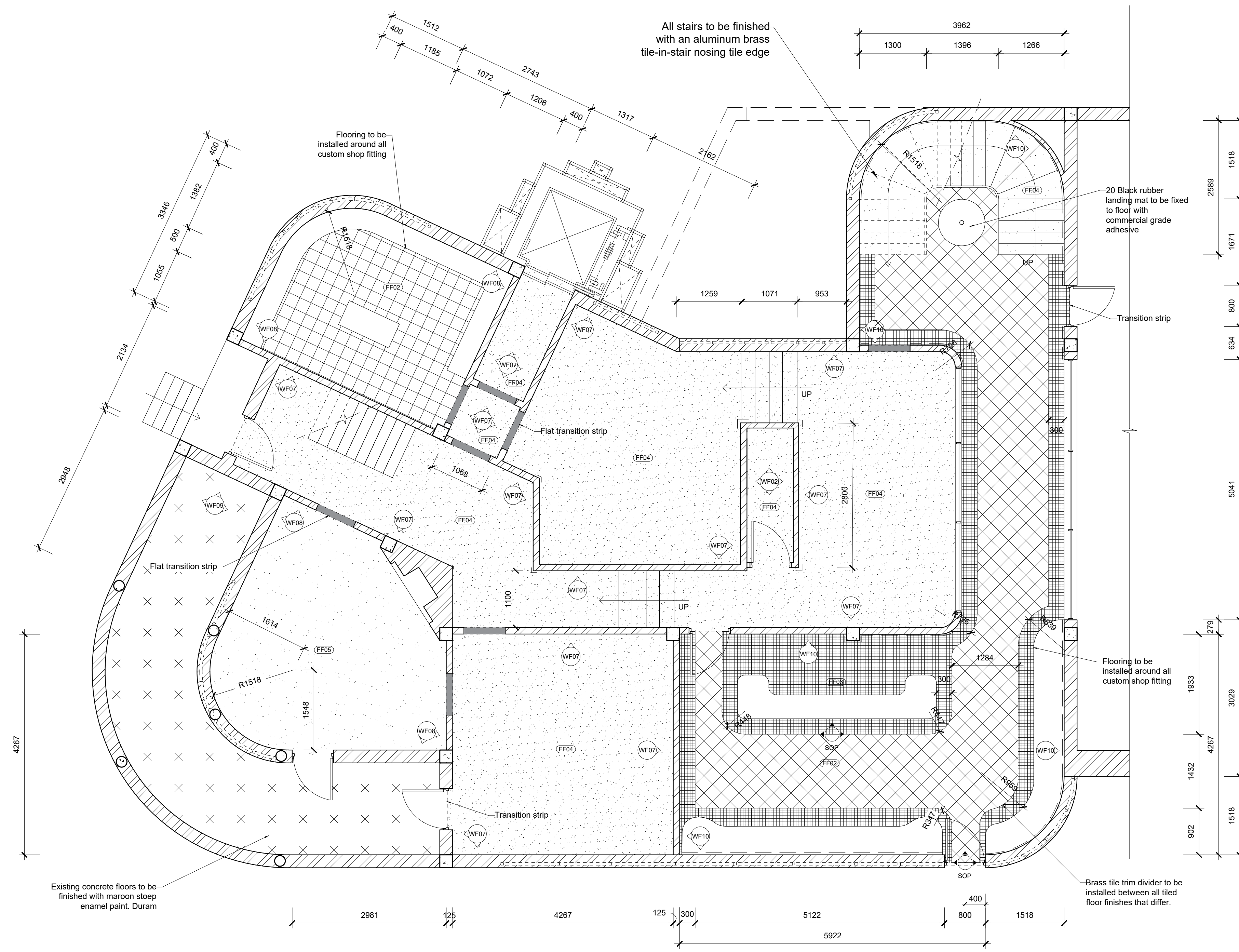


SECTION G-G_GLASS MUSEUM PARTITION ELEVATION
SCALE 1:25



SECTION H-H_GLASS MUSEUM PARTITION DETAIL 1.1
SCALE 1:25

| | |
|-----------------|------------------------------|
| Revision table: | |
| Student logo: | |
| Student name: | TIAGO GONCALVES |
| Subject: | CONSTRUCTION AND DETAILING |
| Project title: | SPRINGS CENTRAL FIRE STATION |
| Drawing title: | WALL AND FLOOR FINISHES 2 |
| Date submitted: | 23.10.2024 |
| Page no: | 9 |
| Total Pages: | 15 |
| Scale: | As seen on drawing |
| Assessed by: | Result: |



| FLOOR FINISH LEGEND | |
|---------------------|--|
| SYMBOL | DESCRIPTION |
| FF03 | Mosaic flooring 50x50 high performance limestone tile with polished finish. Syrah pixel. Wolkberg. |
| FF02 | Red and white checkered tile 300x300 high performance limestone tile with polished finish. White and Syrah colours with checkered tiling pattern. Wolkberg. |
| FF04 | Cemcrete flooring 1.6 smooth cretecrete flooring with terracotta finish. Polished. Cemcrete. |
| FF05 | Brown Carpet flooring 9 commercial broadloom carpet flooring. Hurcules. Athena. Belgotex. |
| | Transition strip 5x33, Aluminum height adjustable t-piece transition strip with brass finish. Promax. Integral space maker for all floor types. |
| | Tile trim divider 10 Aluminum tile trim divider strip with brass finish. Listello. SKU 81481299 |
| | Flat Transition strip 2x150, Aluminum flay transition strip brass plate. Promax. |

| WALL FINISH LEGEND | |
|--------------------|---|
| SYMBOL | DESCRIPTION |
| WF02 | White painted smooth plaster finish Plascon, Cashmere, White, 20L bucket. Plush matt finish. SKU PN21 |
| WF07 | Cemcrete wall finish 1.6 smooth cretecrete screeding with terracotta finish. Polished. Cemcrete. |
| WF08 | Beige painted smooth plaster finish Plascon, Cashmere, Beige from 2100AFFL, 20L bucket. Plush sheen finish. SKU PN21 |
| WF09 | Original brick and plaster facade Original red bricks to be painted with Plascon, Micatex, Maroon, 20L bucket. Plush sheen finish. |
| WF10 | Mosaic tiled wall with custom paneling below 50x50 high performance limestone tile with polished finish @3880AFFL to ceiling. Syrah pixel. Wolkberg. |
| | Custom Wall paneling with tile above 3880x1400x16 Timber and Melamine faced chipboard wall paneling with chobe and walnut finish. PG Bison. |
| | Bumper strip 1000x15x15 aluminum corner brass bumper strips fixed to all wall edges with silicon. CTM. |

Notes:

GENERAL NOTES
Original floor plans obtained from the Springs city council.
This plan is the alterations plan done by the interior designer.
Main access Demolished and moved as per plan.
All new building work to comply with national building regulations stipulated in SANS 10400.
All levels and dimensions to be checked before work on site commences.
All glass to be laminated safety glass.
All building work to comply with National building regulations and safety regulations.
All levels and dimensions shown on drawings must be checked on site before work commences.
No dimensions are to be scaled.
The span of existing concrete slabs between the supporting walls may not exceed 6.0mm as per SANS10400.
All mortar used for the construction of masonry walls must be class 2 as per SANS 10400
All external walls of the building should be left untouched unless where indicated as per NBC heritage building regulations.

Demolition work
No owner of any site shall demolish or cause permit to be demolished any building without prior written consent of the Local Authority.


No person shall at any time during the course of/ or there after the demolition of the building leave it in a condition dangerous to the public or any adjoining property.
Where a condition contemplated in sub regulation (3) arises the local authority may serve a notice on such person requiring them to make the site safe and if the person fails to do so, local authority may itself carry out the necessary work and recover the costs thereof from such person

Drainage
In any installation any type of joint between pipes and fittings shall:
1. Be appropriate to and compatible with materials of which such pipes and fittings are
2. All internal pipes must be able to withstand a pressure of 50kPa

Fire Protection
The functional regulation T1 contained in part T of the National building regulation be deemed satisfied where the fire protection in Partition walls must have a nominal fire resistance of not less than 30min and be non
One or more escape routes must be provided in every building where the travel distance measure to the nearest escape door is more than 45m, no less than 2 escape routes shall

Revision table:

Student logo:



Student name: **TIAGO GONCALVES**

Subject: **CONSTRUCTION AND DETAILING**

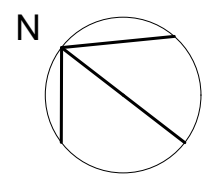
Project title: **SPRINGS CENTRAL FIRE STATION**

Drawing title: **WALL AND FLOOR FINISHES 3**

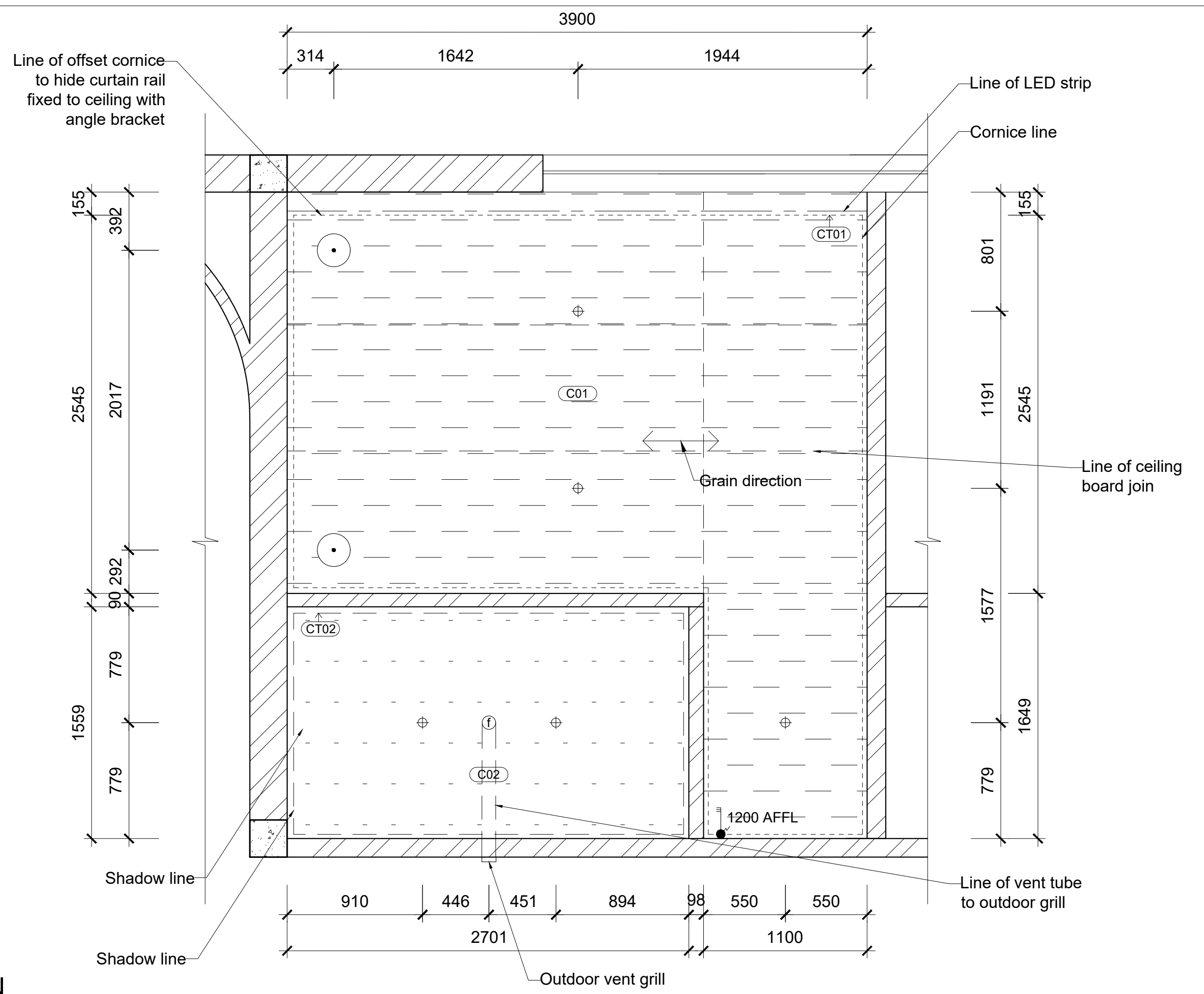
Date submitted: **23.10.2024** Page no: **10** Total Pages: **15**

Scale: **As seen on drawing** Drawing no: Revision:

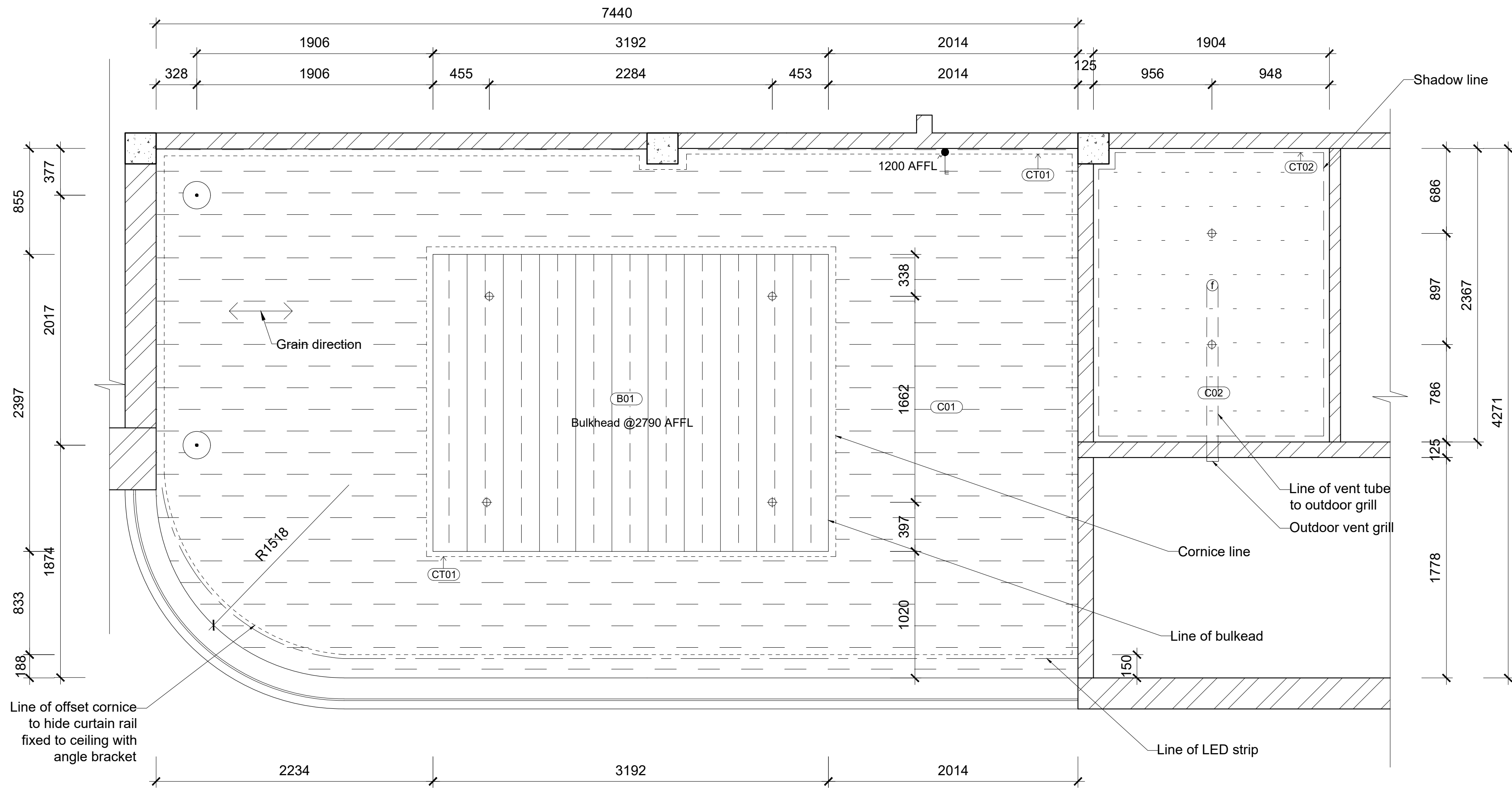
Assessed by: Result:



MUSEUM AREA WALL AND FLOOR FINISHES PLAN
SCALE 1:50



STANDARD ROOM CEILING AND LIGHTING PLAN
SCALE 1:25



LUXURY ROOM CEILING AND LIGHTING PLAN
SCALE 1:25

| CEILING LEGEND | |
|----------------|--|
| SYMBOL | DESCRIPTION |
| | Timber ceiling @ 2970 AFFL 12 melamine faced chipboard fixed with 32 Grabber screws spaced at 150mm centres on 38 x 38mm battens with chobe finish. |
| | New 12.5 smooth plastered ceiling @ 2770 AFFL 12.5 plasterboard smooth plastered ceiling fixed with 32 Grabber screws spaced at 150mm centres on 38 x 38mm battens painted white. |

| BULKHEAD LEGEND | |
|-----------------|---|
| SYMBOL | DESCRIPTION |
| | New 12.5 smooth plastered bulkhead @ 2790 AFFL moisture resistant plasterboard smooth plastered ceiling fixed with 32 Grabber screws spaced at 150mm centres on 38 x 38mm furring channels painted maroon. |

| CEILING TRIM LEGEND | |
|---------------------|--|
| SYMBOL | DESCRIPTION |
| | 35mm PELICAN SYSTEMS PS35 Shadow line trim pre drilled |
| | Cornice 100x100 high quality polystyrene XPS cornice moulding painted with moisture resistant plascon, cashmere, maroon paint, 20L bucket. Plush sheen finish. SKU PN21 |

| LIGHTING LEGEND | |
|-----------------|--|
| SYMBOL | DESCRIPTION |
| | White/ black round downlight fixed to ceiling 100x50 aluminium surface mounted downlight powder coated with black moisture resistant finish, Lighting Warehouse |
| | White/ Yellow dome pendant fixed to ceiling 300Ø glass and brass 150 Watt pendant light pendant light. Glo Lighting. |
| | Triple card activated light switch @ 1200 AFFL 80x120 White plastic 3 way lever access control card and energy saving hotel room switch. Schneider. |
| | LED Strip 20x10, 45 watt LED strip fixed to ceiling in aluminium LED channel bracket. 4000K. Lumiart lighting. |

| CEILING SYSTEMS LEGEND | |
|------------------------|---|
| SYMBOL | DESCRIPTION |
| | Recessed ceiling vent fan 150x150 square aluminum recessed air vent with white finish. RS Pro. |

Notes:

GENERAL NOTES
Original floor plans obtained from the Springs city council.
This plan is the alterations plan done by the interior designer.
Main access Demolished and moved as per plan.
All new building work to comply with national building regulations stipulated in SANS 10400.
All levels and dimensions to be checked before work on site commences.
All glass to be laminated safety glass.
All building work to comply with National building regulations and safety regulations.
All levels and dimensions shown on drawings must be checked on site before work commences.
No dimensions are to be scaled.
The span of existing concrete slabs between the supporting walls may not exceed 6.0mm as per SANS10400.
All mortar used for the construction of masonry walls must be class 2 as per SANS 10400
All external walls of the building should be left untouched unless where indicated as per NBC heritage building regulations.

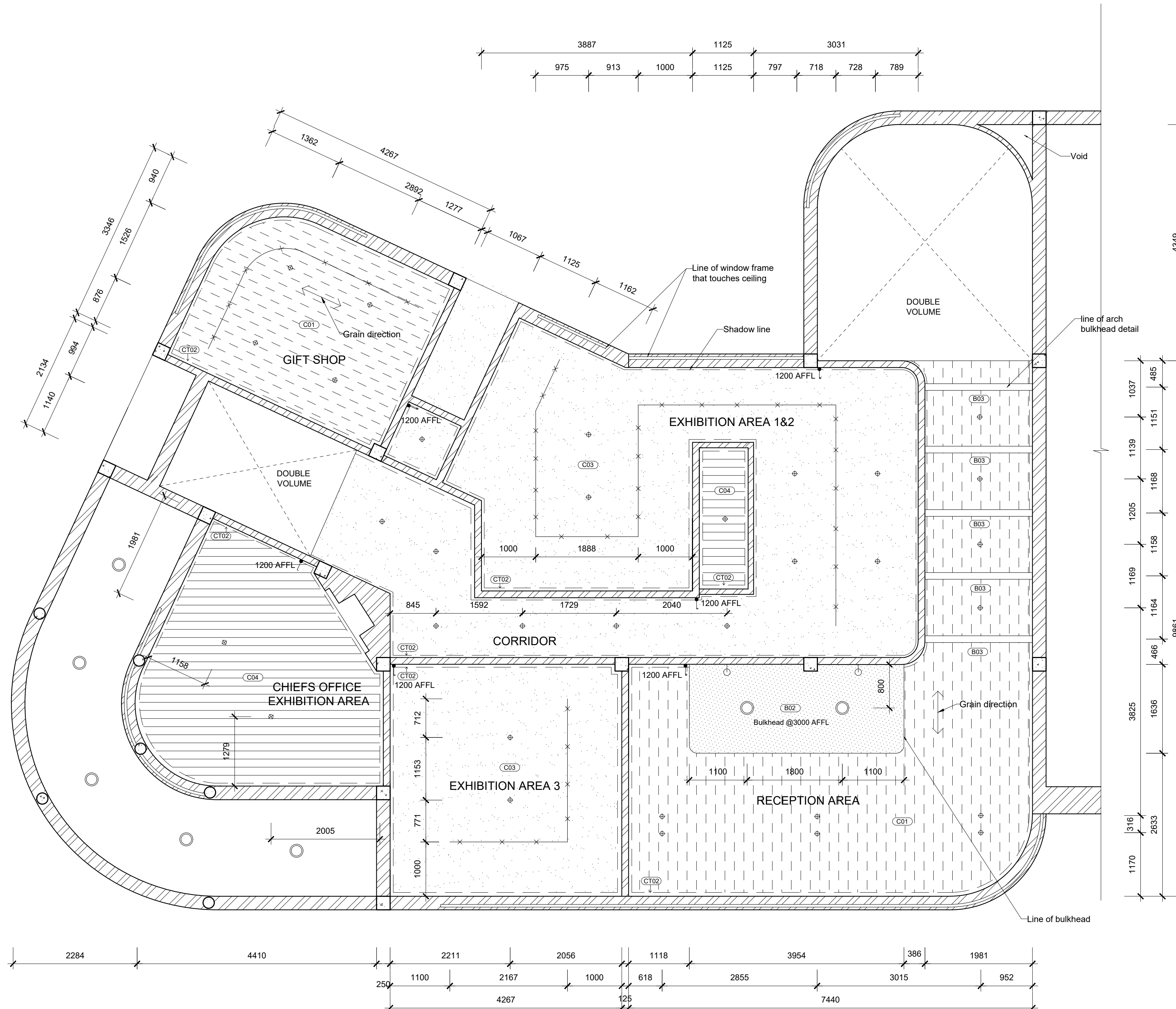
Demolition work
No owner of any site shall demolish or cause permit to be demolished any building without prior written consent of the Local Authority.

No person shall at any time during the course of/ or there after the demolition of the building leave it in a condition dangerous to the public or any adjoining property.
Where a condition contemplated in sub regulation (3) arises the local authority may serve a notice on such person requiring them to make the site safe and if the person fails to do so, local authority may itself carry out the necessary work and recover the costs thereof from such person

Drainage
In any installation any type of joint between pipes and fittings shall:
1. Be appropriate to and compatible with materials of which such pipes and fittings are
2. All internal pipes must be able to withstand a pressure of 50kPa

Fire Protection
The functional regulation T1 contained in part T of the National building regulation be deemed satisfied where the fire protection
Partition walls must have a nominal fire resistance of not less than 30min
One or more escape routes must be provided in every building where the travel distance measure to the nearest escape door is more than 45m

| | |
|-----------------|------------------------------|
| Revision table: | |
| Student logo: | |
| Student name: | TIAGO GONCALVES |
| Subject: | CONSTRUCTION AND DETAILING |
| Project title: | SPRINGS CENTRAL FIRE STATION |
| Drawing title: | CEILING AND LIGHTING 1 |
| Date submitted: | 23.10.2024 |
| Page no.: | 11 |
| Total Pages: | 15 |
| Scale: | As seen on drawing |
| Assessed by: | |
| Result: | |



| CEILING LEGEND | |
|----------------|---|
| SYMBOL | DESCRIPTION |
| | Timber ceiling @ 3970 AFFL 16 melamine faced chipboard fixed with 32 Grabber screws spaced at 150mm centres on 38 x 38mm furring channels with chobe finish. |
| | Concrete soffit finish @ 3970 AFFL 1.6 smooth cretecrete flooring with terracotta finish to existing soffit. Polished. Concrete. |
| | New 12.5 smooth plastered ceiling @ 3870 AFFL 12.5 plasterboard smooth plastered ceiling fixed with 32 Grabber screws spaced at 150mm centres on 38 x 38mm furring channels painted beige. |

| BULKHEAD LEGEND | |
|-----------------|---|
| SYMBOL | DESCRIPTION |
| | New 16 timber and glass bulkhead @ 3000 AFFL 16 melamine faced chipboard bulkhead with chobe finish and integrated 6 backlit fluted glass fixed to plasterboard with 25x25 aluminium frames powder coated black. |
| | New architrave bulkhead @ 3500 AFFL Custom arch bulkhead timber detail. Ref to drawing. |

| CEILING TRIM LEGEND | |
|---------------------|---|
| SYMBOL | DESCRIPTION |
| | 35mm PELICAN SYSTEMS PS35 Shadow line trim pre drilled |

| LIGHTING LEGEND | |
|-----------------|---|
| SYMBOL | DESCRIPTION |
| | White/ black round downlight fixed to ceiling 100x50 aluminium surface mounted downlight powder coated with black moisture resistant finish, Lighting Warehouse. |
| | Ceiling mounted light fitting 3000 glass and brass pumpkin shaped 45 watt ceiling mounted light fitting, Aries Lighting. |
| | Art deco inspired wall light @ 1600 AFFL 3000 brass LED 45 watt wall hung light with bushed brass plate and frosted glass orb. Lumens Lighting. |
| | Single light switch @ 1200 AFFL 80x120 White plastic 1 way lever light switch, Schneider. |
| | Double light switch @ 1200 AFFL 80x120 White plastic 2 way lever light switch, Schneider. |
| | Triple light switch @ 1200 AFFL 80x120 White plastic 3 way lever light switch, Schneider. |
| | Track lighting 50x40 aluminium interlocking wire track 10watt spotlights. Spazio. |

Notes:

GENERAL NOTES
Original floor plans obtained from the Springs city council.
This plan is the alterations plan done by the interior designer.
Main access Demolished and moved as per plan.
All new building work to comply with national building regulations stipulated in SANS 10400.
All levels and dimensions to be checked before work on site commences.
All glass to be laminated safety glass.
All building work to comply with National building regulations and safety regulations.
All levels and dimensions shown on drawings must be checked on site before work commences.
No dimensions are to be scaled.
The span of existing concrete slabs between the supporting walls may not exceed 6.0m as per SANS10400.
All mortar used for the construction of masonry walls must be class 2 as per SANS 10400
All external walls of the building should be left untouched unless where indicated as per NBC heritage building regulations.

Demolition work
No owner of any site shall demolish or cause permit to be demolished any building without prior written consent of the Local Authority.


No person shall at any time during the course of/ or there after the demolition of the building leave it in a condition dangerous to the public or any adjoining property.
Where a condition contemplated in sub regulation (3) arises the local authority may serve a notice on such person requiring them to make the site safe and if the person fails to do so, local authority may itself carry out the necessary work and recover the costs thereof from such person

Drainage
In any installation any type of joint between pipes and fittings shall:
1. Be appropriate to and compatible with materials of which such pipes and fittings are
2. All internal pipes must be able to withstand a pressure of 50kPa

Fire Protection
The functional regulation T1 contained in part T of the National building regulation be deemed satisfied where the fire protection in Partition walls must have a nominal fire resistance of not less than 30min
One or more escape routes must be provided in every building where the travel distance measure to the nearest escape door is more than 45m, no less than 2 escape routes

Revision table:

Student logo:



Student name: **TIAGO GONCALVES**

Subject: **CONSTRUCTION AND DETAILING**

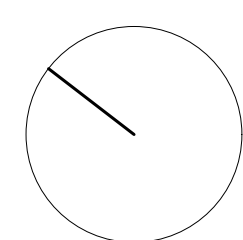
Project title: **SPRINGS CENTRAL FIRE STATION**

Drawing title: **CEILING AND LIGHTING 2**

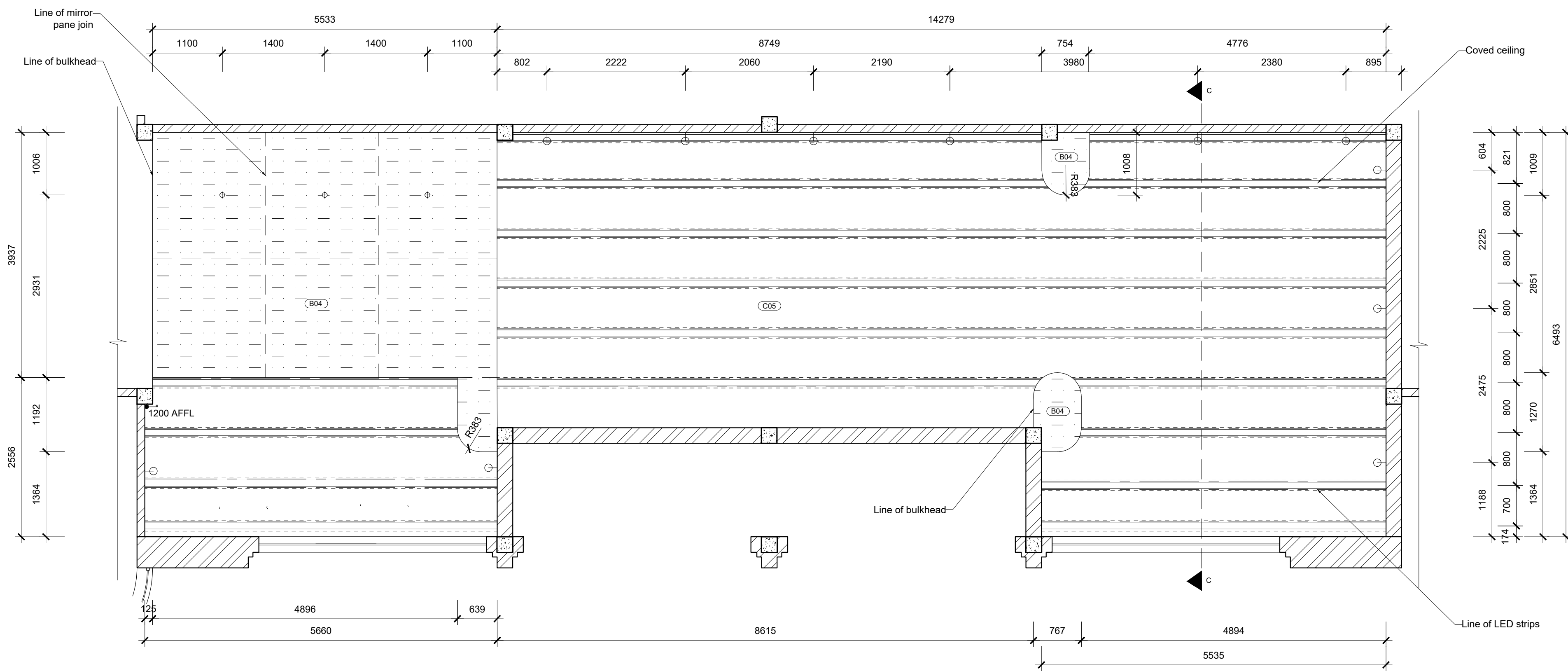
Date submitted: **23.10.2024** Page no: **12** Total Pages: **15**

Scale: **As seen on drawing** Drawing no: Revision:

Assessed by: Result:



MUSEUM AREA CEILING AND LIGHTING PLAN
SCALE 1:50



| CEILING LEGEND | |
|----------------|---|
| SYMBOL | DESCRIPTION |
| | Coved ceiling @2679 AFFL 800x300 timber and brass custom coved ceiling with smooth plaster and beige painted finish. Led strip lighting to be integrated in ceiling system. Refer to Section C-C |

| BULKHEAD LEGEND | |
|-----------------|---|
| SYMBOL | DESCRIPTION |
| | New bulkhead @2679 AFFL 6 gold mirror panes fixed to above bulkhead ceiling boards with construction grade adhesive. |

| LIGHTING LEGEND | |
|-----------------|--|
| SYMBOL | DESCRIPTION |
| | White/ black round downlight fixed to ceiling 100x50 aluminium surface mounted downlight powder coated with black moisture resistant finish, Lighting Warehouse . |
| | Triple light switch @ 1200 AFFL 80x120 White plastic 3 way lever light switch, Schneider. |
| | LED Strip 20x10, 45 watt LED strip fixed to ceiling in aluminium LED channel bracket, 4000K. |
| | Art deco inspired wall light @1600 AFFL 300Ø brass LED 45 watt wall hung light with brushed brass plate and frosted glass orb. Lumens Lighting. |

Notes:

GENERAL NOTES

Original floor plans obtained from the Springs city council.
 This plan is the alterations plan done by the interior designer.
 Main access Demolished and moved as per plan.
 All new building work to comply with national building regulations stipulated in SANS 10400.
 All levels and dimensions to be checked before work on site commences.
 All glass to be laminated safety glass.
 All building work to comply with National building regulations and safety regulations.
 All levels and dimensions shown on drawings must be checked on site before work commences.
 No dimensions are to be scaled.
 The span of existing concrete slabs between the supporting walls may not exceed 6.0m as per SANS10400.
 All mortar used for the construction of masonry walls must be class 2 as per SANS 10400
 All external walls of the building should be left untouched unless where indicated as per NBC heritage building regulations.

Demolition work

No owner of any site shall demolish or cause permit to be demolished any building without prior written consent of the Local Authority.

No person shall at any time during the course of/ or there after the demolition of the building leave it in a condition dangerous to the public or any adjoining property.
 Where a condition contemplated in sub regulation (3) arises the local authority may serve a notice on such person requiring them to make the site safe and if the person fails to do so, local authority may itself carry out the necessary work and recover the costs thereof from such person

Drainage

In any installation any type of joint between pipes and fittings shall:
 1. Be appropriate to and compatible with materials of which such pipes and fittings are
 2. All internal pipes must be able to withstand a pressure of 50kPa

Fire Protection

The functional regulation T1 contained in part T of the National building regulation be deemed satisfied where the fire protection in
 Partition walls must have a nominal fire resistance of not less than 30min and be non
 One or more escape routes must be provided in every building where the travel distance measure to the nearest escape door is more than 45m, no less than 2 escape routes shall

Revision table:

Student logo:



Student name: TIAGO GONCALVES

Subject: CONSTRUCTION AND DETAILING

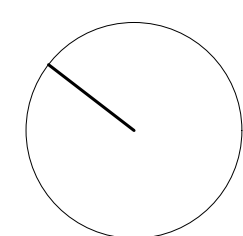
Project title: SPRINGS CENTRAL FIRE STATION

Drawing title: CEILING AND LIGHTING 3

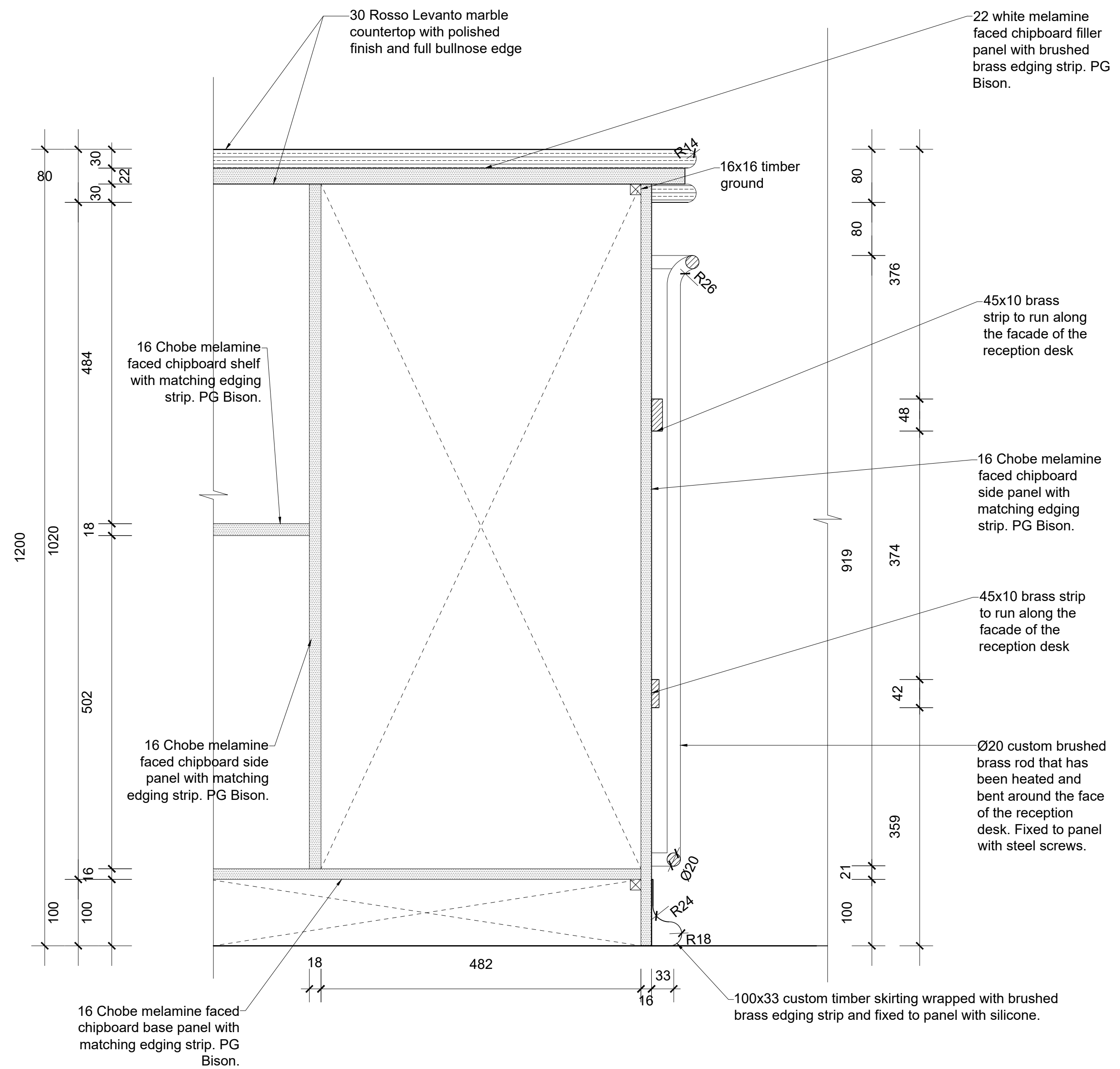
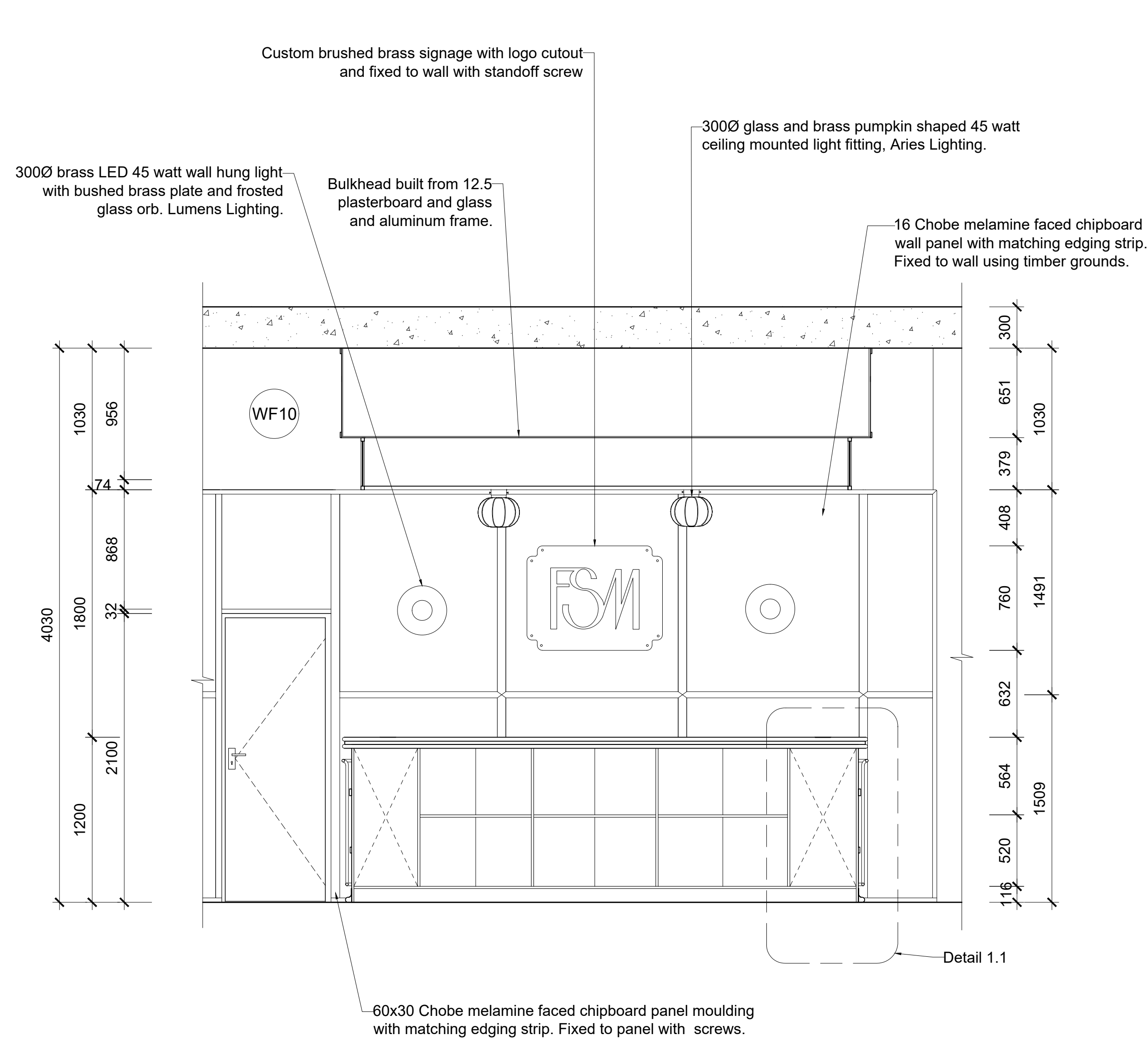
Date submitted: 23.10.2024 Page no: 13 Total Pages: 15

Scale: As seen on drawing Drawing no: Revision:

Assessed by: Result:



RECREATIONAL ROOM CEILING AND LIGHTING PLAN
 SCALE 1:50



SECTION F-F FROM CALLOUT 1
SCALE 1:25

DETAIL 1.1: Reception desk
SCALE 1:5

Notes:

GENERAL NOTES
Original floor plans obtained from the Springs city council.
This plan is the alterations plan done by the interior designer.
Main access Demolished and moved as per plan.
All new building work to comply with national building regulations stipulated in SANS 10400.
All levels and dimensions to be checked before work on site commences.
All glass to be laminated safety glass.
All building work to comply with National building regulations and safety regulations.
All levels and dimensions shown on drawings must be checked on site before work commences.
No dimensions are to be scaled.
The span of existing concrete slabs between the supporting walls may not exceed 6.0m as per SANS10400.
All mortar used for the construction of masonry walls must be class 2 as per SANS 10400
All external walls of the building should be left untouched unless where indicated as per NBC heritage building regulations.

Demolition work
No owner of any site shall demolish or cause permit to be demolished any building without prior written consent of the Local Authority.

No person shall at any time during the course of/ or there after the demolition of the building leave it in a condition dangerous to the public or any adjoining property.
Where a condition contemplated in sub regulation (3) arises the local authority may serve a notice on such person requiring them to make the site safe and if the person fails to do so, local authority may itself carry out the necessary work and recover the costs thereof from such person

Drainage
In any installation any type of joint between pipes and fittings shall:
1. Be appropriate to and compatible with materials of which such pipes and fittings are
2. All internal pipes must be able to withstand a pressure of 50kPa

Fire Protection
The functional regulation T1 contained in part T of the National building regulation be deemed satisfied where the fire protection in
Partition walls must have a nominal fire resistance of not less than 30min and be non
One or more escape routes must be provided in every building where the travel distance measure to the nearest escape door is more than 45m, no less than 2 escape routes shall

Revision table:

Student logo:



Student name: TIAGO GONCALVES

Subject: CONSTRUCTION AND DETAILING

Project title: SPRINGS CENTRAL FIRE STATION

Drawing title: DETAILS

Date submitted: 23.10.2024

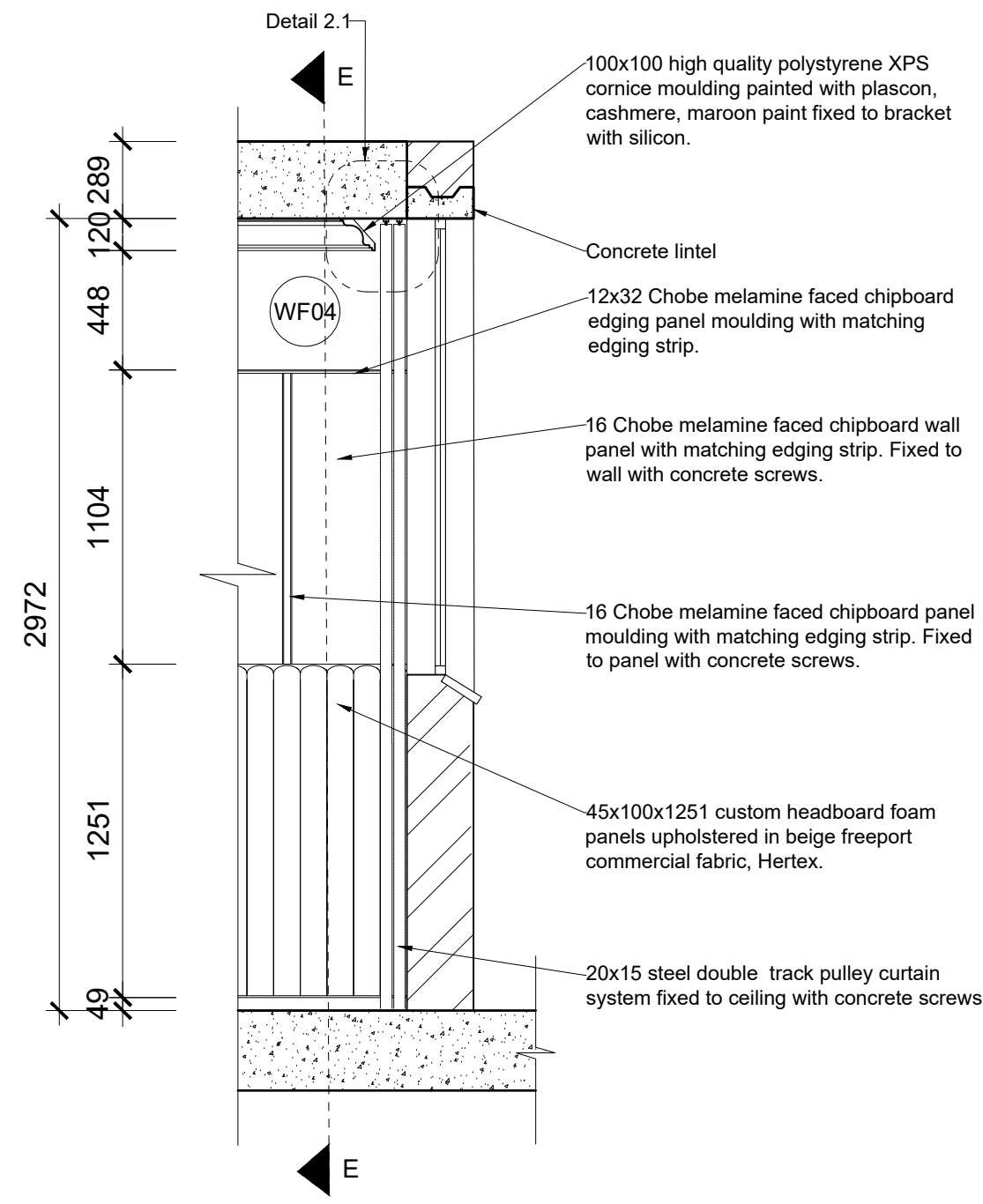
Page no: 14

Total Pages: 15

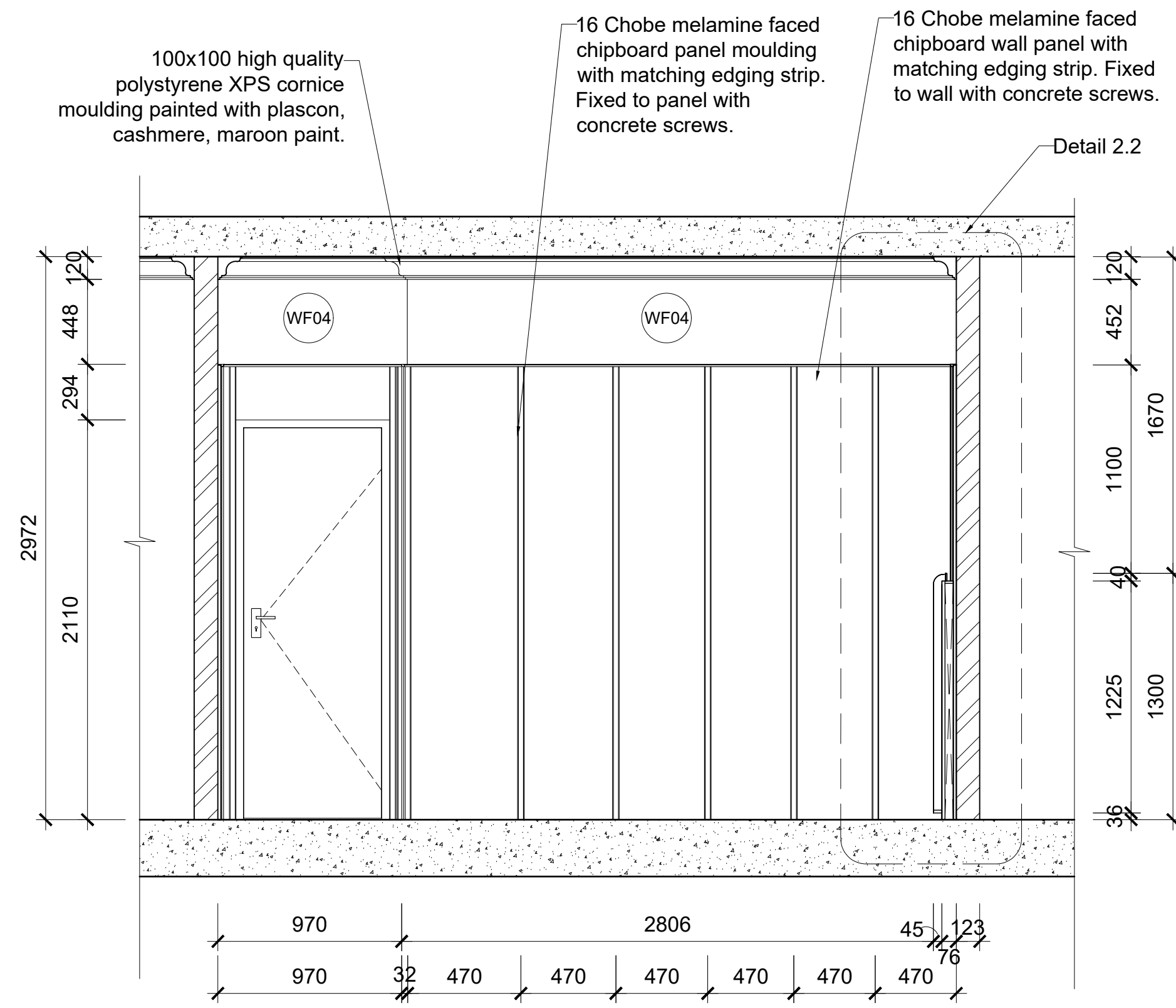
Scale: As seen on drawing

Assessed by:

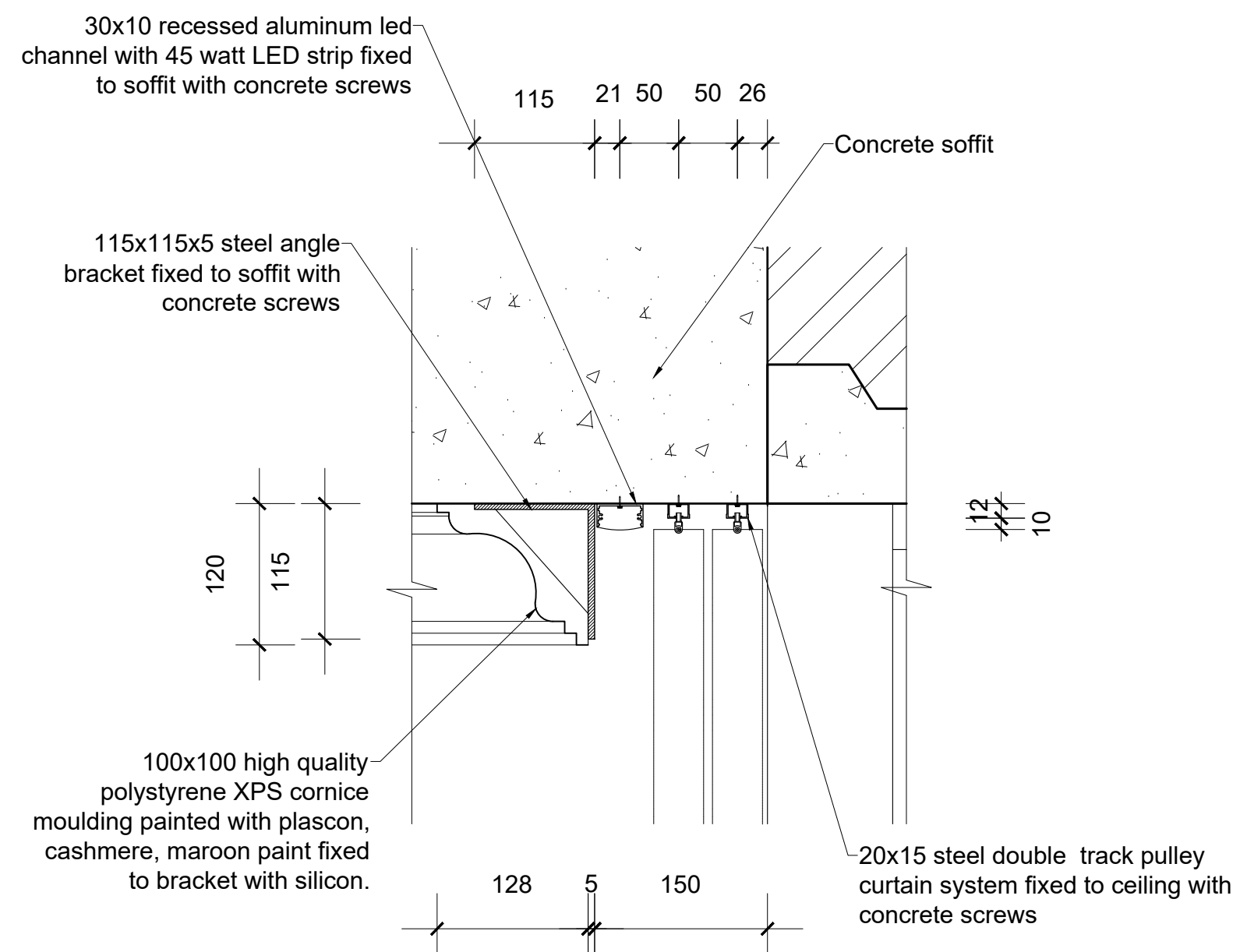
Result:



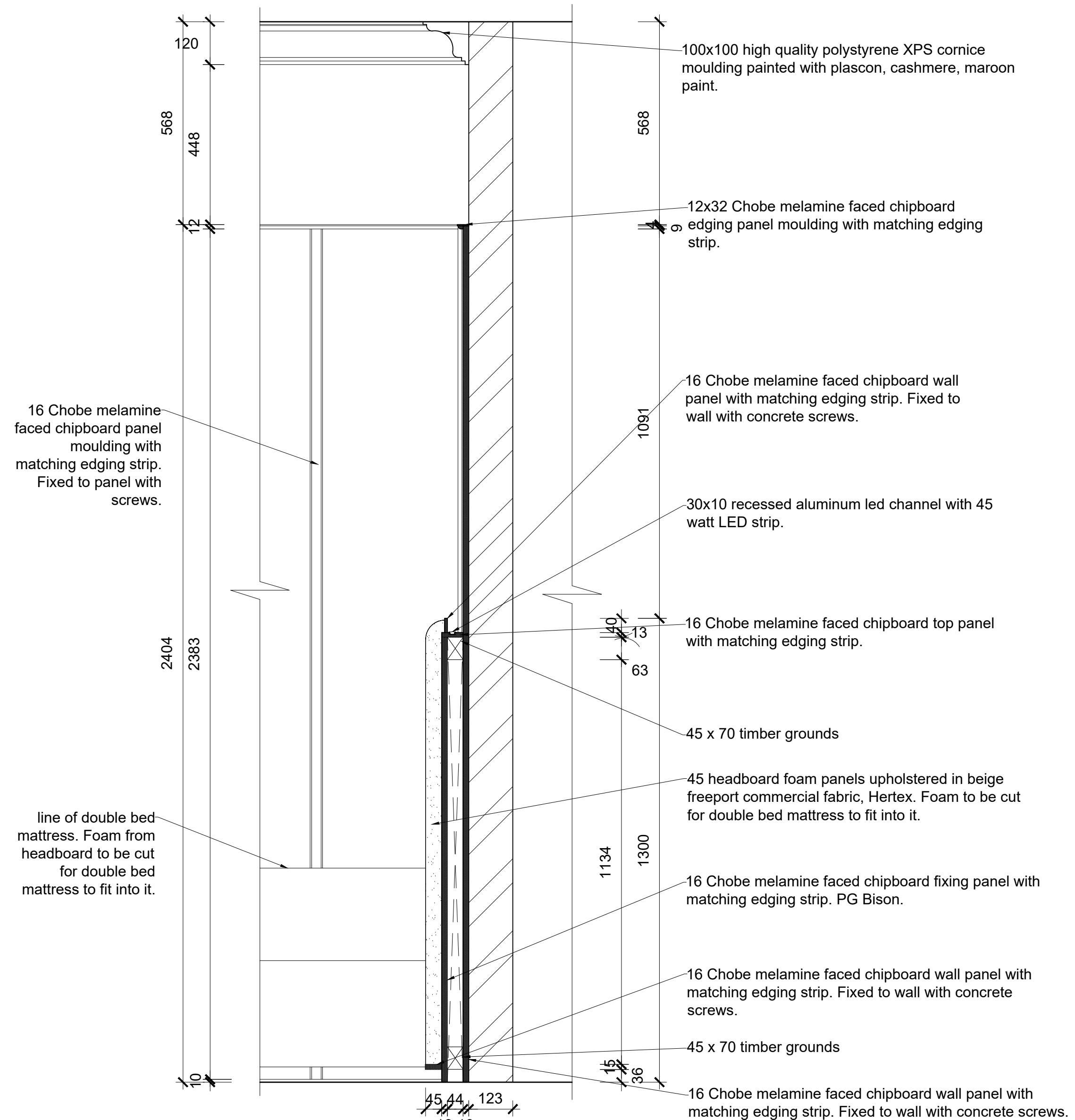
SECTION D-D FROM CALL OUT 2
SCALE 1:25



SECTION E-E FROM CALL OUT 2
SCALE 1:25



DETAIL 2.1: Room cornice
SCALE 1:5



DETAIL 2.2: Room paneling and custom headboard
SCALE 1:10

Notes:

GENERAL NOTES

Original floor plans obtained from the Springs city council.
This plan is the alterations plan done by the interior designer.
Main access Demolished and moved as per plan.
All new building work to comply with national building regulations stipulated in SANS 10400.
All levels and dimensions to be checked before work on site commences.
All glass to be laminated safety glass.
All building work to comply with National building regulations and safety regulations.
All levels and dimensions shown on drawings must be checked on site before work commences.
No dimensions are to be scaled.
The span of existing concrete slabs between the supporting walls may not exceed 6.0mm as per SANS10400.
All mortar used for the construction of masonry walls must be class 2 as per SANS 10400
All external walls of the building should be left untouched unless where indicated as per NBC heritage building regulations.

Demolition work

No owner of any site shall demolish or cause permit to be demolished any building without prior written consent of the Local Authority.

No person shall at any time during the course of/ or there after the demolition of the building leave it in a condition dangerous to the public or any adjoining property.
Where a condition contemplated in sub regulation (3) arises the local authority may serve a notice on such person requiring them to make the site safe and if the person fails to do so, local authority may itself carry out the necessary work and recover the costs thereof from such person

Drainage

In any installation any type of joint between pipes and fittings shall:
1. Be appropriate to and compatible with materials of which such pipes and fittings are
2. All internal pipes must be able to withstand a pressure of 50kPa

Fire Protection

The functional regulation T1 contained in part T of the National building regulation be deemed satisfied where the fire protection in Partition walls must have a nominal fire resistance of not less than 30min and be non
One or more escape routes must be provided in every building where the travel distance measure to the nearest escape door is more than 45m, no less than 2 escape routes shall

Revision table:

Student logo:



Student name: **TIAGO GONCALVES**

Subject: **CONSTRUCTION AND DETAILING**

Project title: **SPRINGS CENTRAL FIRE STATION**

Drawing title: **DETAILS**

Date submitted: **23.10.2024** Page no: **15** Total Pages: **15**

Scale: **As seen on drawing** Drawing no: Revision:

Assessed by: Result: